

Special Publication SJ2002-SP7

Zooplankton populations dynamics
in Lakes Jesup and Washington

Final Report

January - December, 2001

Submitted by:

John A. Osborne Ph.D.
Department of Biology
University of Central Florida
Orlando, Florida 32816

Submitted to:

St. Johns River Water Management District
Post Office Box 1429
Palatka, Florida 32178

May 16, 2002

Introduction

Freshwater zooplankton consist of free-floating or feebly swimming members of the animal kingdom that reside, feed and reproduce in open water. While most animal phyla (Protista, Porifera, Coelenterata, Gastrotricha, Hydracarina, Ostracods, Rotifera, Copepoda, Cladocera, and larval members of insects and fishes) are represented in the zooplankton of freshwater lakes and streams, the main components are rotifers (Phylum Rotifera) and microcrustaceans (cladocerans, Suborder Cladocera and copepods, Order Copepoda). Carnivore, herbivore and omnivore species are represented in each of these groups. Filter-feeding herbivores, i.e. primary consumers, within the rotifers and microcrustaceans are positioned at the base of the food web. Other members are carnivorous, i.e. secondary consumers, feeding on members of their own kind as well as other similar sized zooplankton. In heterotropic systems, cladoceans are known to engulf bacteria as their primary food. Eventually, zooplankton become the food of choice for larval insects and fishes, making them especially critical for supporting higher levels of the food chain. A good fishery is most often supported by a healthy zooplankton community. Shifts in the body size of zooplankton, especially the cladocerans, due to fish predation has been well documented. Relationships between zooplankton community structure and trophic state, i.e. oligotrophic vs. eutrophic, is not fully understood due to the fact that rotifers and microcrustaceans are opportunistic and tend to respond in subtle ways to rather large changes in environmental conditions. Responses in the zooplankton can include species change or shifts, the presence or absence of species, changes in the dominant species, and shifts from large to small bodied individuals. At any given period of time within a lake system, only 2 to 3 species of each of the rotifers, cladocerans and copepods are normally found to be abundant, with other species present but at

low numbers. A shift in this balance, or the absence of individuals of either the rotifers, cladocerans or copepods can often be attributed to an environmental abnormality.

This study was conducted to evaluate the zooplankton in Lake Jesup with respect to its eutrophic condition while using Lake Washington as a comparison to a lake in the upstream watershed and characteristically less eutrophic. In addition, this study provides baseline information on the zooplankton prior to restoration projects on Lake Jesup. Changes and/or improvements in the natural zooplankton community of Lake Jesup will aid in the assessment of lake restoration of that system.

Project Description and Scope:

The zooplankton communities in Lake Jesup (Seminole County) and Lake Washington (Brevard County) were studied for an annual period from January - December, 2001. Monthly zooplankton sampling was congruent with water quality sampling already in progress. Zooplankton were sampled on a monthly basis at three stations in Lake Jesup and two stations (lake and river) in Lake Washington. Lake Washington, near the head waters of the St. Johns River, was sampled to allow for a comparison to Lake Jesup, a tributary, downstream lake on the St. Johns River. Enumerations at the species level were conducted to provide a community assessment while total length measurements were obtained for the most dominant species per station to provide data for future biomass determinations.

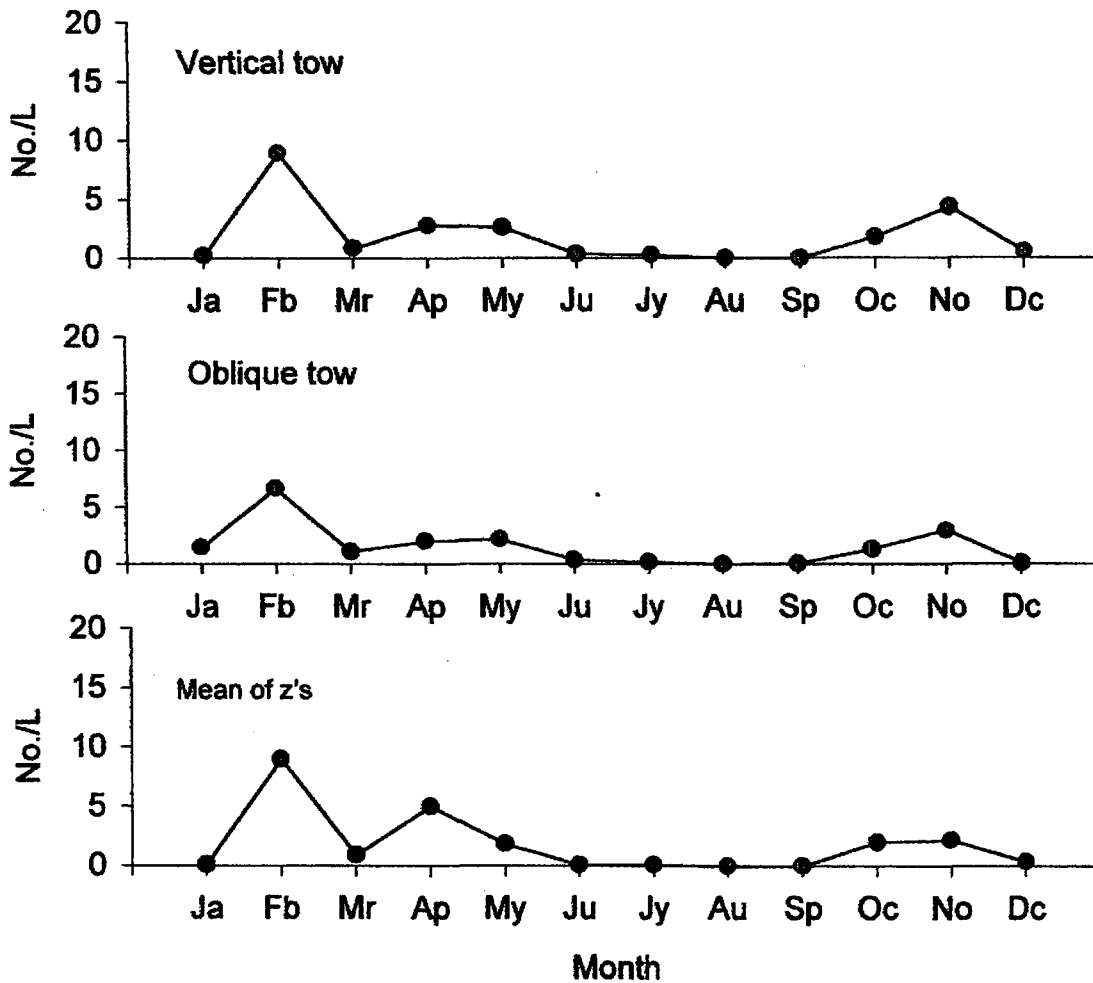
Methods and Materials

The sampling of the zooplankton community in Lakes Jesup and Washington was conducted on a monthly basis between January and

December, 2001. Samples from Lake Jesup were collected during the first week of the month, while samples from Lake Washington were collected during the third week of the month. The three stations in Lake Jesup were Grassy Point (N 28 45.90, W 81 10.54), Whites Landing (N28 42.24, W 81 14.38), and Soldiers Creek (N28 42.80, W 81 16.80), Figure 1. The two stations in Lake Washington were the lake station (N 28 8.64, W 80 44.62) and the incoming river station (N 28 6.76, W 80 44.83), Figure 2.

All zooplankton were filtered using a #20 nylon bolting cloth (mesh size = 75 μ) net and concentrated in a Wisconsin plankton bucket attached to the cod-end. However, on a few occasions collections were made with a pump (January 11, 2001 at Lake Jesup, Grassy Point) or an 8.1 L Kemmerer water sampler (January 16 and March 8 at Lake Jesup, Whites Landing; January 16 and December 2 at Lake Jesup, Soldiers Creek), Table 12, Figure 3. Zooplankton were filtered from these collections with a #20 bolting cloth net. On these occasions the shallow stations (0.25 – 0.5 m) were quite turbid and impossible to sample using a conventional tow net sample. It is virtually impossible to conduct zooplankton counts from very turbid samples. This situation arose on two occasions on Lake Washington, at the river station. High river inflow carrying a heavy silt load made net collections impossible in September and October, 2001, Table 12, Figure 4. The alternative method of using an 8.1 L Kemmerer water sampler was used, straining the sample through a #20 bolting cloth net. While the water volumes for these stations was less than those collected throughout the remainder of the study, even though these lower sample volumes were used, they were sufficient for the determination of abundance/species diversity and are comparable to the other samples, Figure 3. To illustrate this point, during an annual sampling of Lake Claire, UCF campus, in 1999 to study the seasonal abundance of *Daphnia ambigua*, the author compared the use of a

vertical tow using a 12" diameter #20 net, depth = 3 m, against using a oblique tow with a 5" diameter #20 net, length of tow = 20 m and a 1000 gal/min bilge pump with samples collected at 1 m intervals throughout the water column and then averaged (unpublished data). For similar tow lengths (depths), the 12" diameter net collects 5.8 times more water than a 5" diameter net. The volume of water pumped with the bilge pump was similar to that of the oblique tow. The comparative data are provided in the figure below.



Monthly mean abundance of *Daphnia ambigua* in Lake Claire (1999)

While there were slight differences between sampling methods for *D.*

ambigua abundance (No./L), they were not significantly different. The seasonal abundance trends were similar between sampling methods. These methods were similar because, unlike the patchiness associated with benthic invertebrates, zooplankton usually do not exhibit extreme patchiness throughout the water column although they may be more abundant during the day near the bottom than at the surface. Consequently, one can obtain the critical volume to obtain rare zooplanktors with relatively small volumes.

Although we assumed an accuracy of 0.1 organisms per liter throughout this study, a more appropriate accuracy would be at 1 organism per liter. An abundance of 0.1 organism per liter is equivalent to 1 organism in 10 liters of water or 10 organisms in 100 liters of water. Concentrating this into a 100 ml sample would result in the sample bottle containing 10 organisms. The chance of observing one of these organisms in a 1 ml count aliquot taken from the sample would be 1 in 10. However, most zooplankton studies report abundance as whole organisms per volume, thus the limit for reliable zooplankton data is generally considered to be 1 organism per liter. In this case, a 100 liter water sample would contain 100 organisms; this placed into a 100 ml sample and then counted with a 1 ml aliquot would provide the chance of counting 1 organism within every 1 ml aliquot. Sampling that provides at or near 100 liters of water is considered sufficient to produce an accuracy of 1 organism/liter. Abundance values less than 1 organism per liter may be less accurate and perhaps should not be used in species diversity indices such as the Shannon diversity index, where the number of species causes greater change in the value of the index than does abundance. Sample volumes from Lake Jesup and Lake Washington, for the most part, were near or above 100 liters of water, Figures 3 and 4.

Due to the shallow depth of Lake Jesup (less than 0.5 m on several

occasions), net samples were obtained using a 13 cm (5") diameter #20 net fitted with floats and ballast. The net was casted into position with a heavy duty fishing rod, then towed a measured distance back to the anchored boat. The float and ballast provided a horizontal tow at mid-water depth for these shallow water stations. In Lake Washington, samples were collected with a float and ballast system on a 30 cm (12") diameter #20 net, thus allowing an oblique sample from surface to bottom at a length much greater than if a vertical tow net retrieval had been conducted. At these stations, the net was sent to the bottom where its cod-end became stationary while allowing its mouth to be suspended above the bottom with the float/ballast. After the boat had been moved and anchored the net was retrieved at an oblique angle for a measured distance. All samples were stored as 100 ml. volumes. Zooplanktors were anesthetized with carbon dioxide using a commercial carbonation cold remedy prior to being preserved with 3% formalin.

After each sample had been placed into a round bottom flask, 1 ml aliquots were taken with a Hensen-Stempel automatic pipette, placed into a 1 ml Sedgwick-rafter counting chamber and strip counted with a biocular compound microscope at 100 X or 200 X. Three independent aliquots were obtained from each sample to acquire a mean number of individuals per species. Ahlstrom (1934), Brooks (1957), Deevey and Deevey (1971), Edmondson (1959), Pennak (1953, 1978, 1989), Stemberger (1979) and Voigt (1956) were used for identification. Bdelloid rotifers were not keyed to species due to the difficulty of identification of this group. Immature copepods were not identified, but were enumerated. As zooplanktors were encountered in the samples, their numbers were placed into a computer spreadsheet to calculate abundance (number individuals/L) as well as monthly and annual means.

Total length measurements were made for the dominant species of

rotifers, cladocerans and copepods in each sample. These generally consisted of 2-3 species of each group. Individual measurements were made with a calibrated ocular micrometer to the nearest micron, then expressed in mm. total length. Mean lengths were determined from 20-30 individual measurements.

Results

The number of species of zooplankton collected from Lake Jesup was 24 compared to the 43 species collected from Lake Washington. Forty-eight species were identified from the two lakes. In Lake Jesup, 16 of the 24 species were found at all three stations, while in Lake Washington 23 of its 43 species were found common between stations. Species were found to be quite dissimilar between the two lakes, only 19 species of the 48 total species identified were common to both lake systems. The most species were collected from the river station at Lake Washington ($n = 37$) than at any other station, Table 1.

The number of rotifer species within the zooplankton that were encountered in Lake Jesup averaged 8 species per month. The average number of copepod species found were 2 per month and less than 1 species ($n = 0.25$) per month for cladocerans. Copepods and especially the cladocerans were found to be rare in zooplankton samples taken from Lake Jesup (Tables 2, 3 and 4; Figures 6, 8 and 10). On average, 3 species of rotifers occurred at the lake station in Lake Washington monthly; while at the river station in Lake Washington an average of 7 species of rotifers were found (Tables 10 and 11; Figures 12 and 14). Three species of copepods and 2 cladocerans were found at both the lake and river stations in Lake Washington per month.

The most common rotifers in Lake Jesup were *Brachionus havanaensis*, *Brachionus angularis* and *Keratella taurocephala*. Except for *Brachionus*

angularis, which was not present during the winter months, these species were present at all three stations on a monthly basis throughout the study. These three species, while always being present, were also the most abundant and dominated the rotifers in Lake Jesup during 2001. They were the main species responsible for the mid-summer peak for the rotifers in Lake Jesup at the three stations, Figures 5, 7 and 9). At peak abundance, rotifers in Lake Jesup exceeded 600 individuals/L.

Seven species of copepods were found in Lake Jesup; *Diaptomus floridanus*, *Diaptomus dorsalis*, *Eucyclops agilis*, *Mesocyclops edax*, *Microcyclops varicans*, *Paracyclops fimbriatus* and *Tropocyclops prasinus*. Of these seven species, *Mesocyclops edax* is the only predatory species, the remainder being filter feeding herbivores. The most abundant and generally the most prevalent, that is, being found throughout the study, was *Diaptomus dorsalis*, *Paracyclops fimbriatus* and *Tropocyclops prasinus*. *Paracyclops fimbriatus* and *Tropocyclops prasinus* are small cyclopoid copepods and *Diaptomus dorsalis* is a medium-sized calanoid copepod. Their numbers tended to be fairly low, seldom exceeding 5 individuals/L (Tables 2, 3 and 4). Immature copepods tended to out number subadult and adult copepods by an order of magnitude (Figures 5, 7, and 9). Monthly mean copepod abundance did not exhibit a seasonal peak that was seen for the rotifers.

Only two species of cladocerans were found in Lake Jesup, *Bosmina longirostris* and *Alona rectangula*. These small bodied cladocerans were only found in March (Grassy Point and Whites Landing) and, November-December. No cladocerans were observed at any other time in 2001. This is unusual since most lakes tend to have 2-3 cladocerans in high abundance with remaining species, usually 5-7 species, in rare abundance.

More species of rotifers were found in the river station, Lake Washington,

than in either Lake Washington or Lake Jesup. Unlike Lake Jesup, which had a continual presence of 3 species throughout the year, the presence given rotifer species in Lake Washington was not as defined. The presence of individual species of rotifers within the lake was intermittent and variable, and generally in low abundance, Table 8. No one species of rotifer tended to be dominant with this system. At the river station, rotifers that were consistently present between January and June, 2001 were *Keratella taurocephala*, *Polyarthra major*, and *Synchaeta pectinata*. *Lecane luna* tended to be common in autumn and winter. The abundance of rotifers at the river station was approximately an order of magnitude greater than at the lake station, while the number of species found per month was nearly one-third greater in the river than in the lake (Figure 11, 12, 13 and 14). Rotifer peak abundance was in the summer at both stations.

Dominant copepods consisted of *Diaptomus dorsalis*, *Paracyclops fimbriatus* and *Tropocyclops prasinus* in Lake Washington. These species tended to be present in highest abundance during spring and summer, Figure 11 and 13. Immature copepods were found in much lower abundance in Lake Washington than in Lake Jesup.

Cladocerans were well represented at the Lake Washington stations, with the lake station generally having a higher abundance than the river station, Table 8 and 9. Seasonally, the cladocerans were most abundant during spring months. Eight species were identified, the most abundant were *Alona rectangularis*, *Bosmina longispina*, *Daphnia ambigua* and *Diaphanosoma brachyurum*. An exotic invader from Australia, *Daphnia lumholtzi*, was found in Lake Washington in July. This species has invaded Lake Okeechobee, Lake Kissimmee, and several lakes within Polk County. To my knowledge, this species has not invaded north-central and north Florida. However, now that this species has entered in Lake Washington, it is a matter of time before it moves

downstream through the St. Johns River and into the remainder of the state. Its direct and indirect competition with *Daphnia ambigua* is a matter of concern.

Total length measurements for the dominant zooplankton species in Lake Jesup are given in Tables 5, 6, and 7; and for Lake Washington in Tables 12 and 13. Enumeration data for each station for the study lakes are provided in Appendix I (Lake Jesup) and Appendix II (Lake Washington).

Literature Cited

- Ahlstrom, E.H. 1934. Rotatoria of Florida. *Tras. Am. Microsc. Soc.* 53:251-256.
- Brooks, J.L. 1957. The systematics of North American *Daphnia*. *Mem. Conn. Acad. Arts Sci.* 13:1-180.
- Deevey, E.S., Jr. and G.B. Deevey. 1971. The American species of *Eubosmia* Seligo (Crustacea, Cladocera). *Limnol. Oceanogr.* 16:201-218.
- Edmondson, W.T. (ed.) 1959. H.B. Ward and G.C. Whipples's Fresh-Water Biology. 2nd ed., John Wiley & Sons, New York, NY. 1248 pp.
- Harring, H.K. and F.J. Myers. 1922. The rotifer fauna of Wisconsin. *Tras. Wis. Acad. Sci. Arts. Lett.* 20:553-662.
- Pennak, R.W. 1953. Fresh-water Invertebrates of the United States. 1st ed., Ronald Press Co. 769 pp.
- Pennak, R.W. 1978. Fresh-water Invertebrates of the United States. 2nd ed., John Riley & Sons, New York, NY. 803 pp.
- Pennak, R.W. 1989. Fresh-water Invertebrates of the United States., 3rd ed., John Riley & Sons, New York, NY 628 pp.
- Stemberger, R.S. 1979. A guide to the rotifers of the Laurentian Great Lakes. EPA -600/4-79-021.
- Voigt, M. 1956. Rotatoria. Die Radertiere Mi-teleuropas, Gebruder Borntraeger, Berlin. 508 pp.

Table 1. Species list for Lake Jesup and Lake Washington, 2002.

Species	Lake Jesup Grassy Pt.	Lake Jesup Whites L.	Lake Jesup Soldiers C.	L. Washington Lake station	L. Washington River station
Rotifers					
<i>Asplanchna heriicki</i>	1	1	1	1	1
<i>Asplanchna priodonta</i>			1		
<i>Bdelloidea</i> sp				1	1
<i>Brachionus angularis</i>	1	1	1		1
<i>Brachionus calyciflorus</i>	1	1	1		
<i>Brachionus havanaensis</i>	1	1	1	1	1
<i>Brachionus rubens</i>	1	1			
<i>Conociloides exiguus</i>	1	1	1	1	
<i>Euchlanis alata</i>				1	
<i>Filina longispina</i>	1	1	1	1	1
<i>Keratella cochlearis</i>		1		1	1
<i>Keratella quadrata</i>				1	
<i>Keratella taurocephala</i>	1	1	1	1	1
<i>Lecane bulla</i>					1
<i>Lecane luna</i>			1	1	1
<i>Lecane ludwigi</i>					1
<i>Lecane sverigis</i>					1
<i>Lepadela ovalis</i>		1			1
<i>Monostyla quadridentata</i>				1	1
<i>Mytilina vertralis</i>					1
<i>Notholca acuminata</i>				1	1
<i>Platyia patulus</i>	1	1	1		1
<i>Platyia quadricornis</i>				1	1
<i>Polyartha major</i>	1			1	1
<i>Polyartha</i> sp				1	1
<i>Proalides tentaculatus</i>	1	1	1		
<i>Rotatoria rotatoria</i>					1
<i>Scaridium longicaudum</i>					1
<i>Synchaeta pectinata</i>	1	1	1	1	1
<i>Testudinella patina</i>				1	
Copepods					
<i>Acanthocyclops vernalis</i>				1	
<i>Diaptomus dorsalis</i>	1	1	1	1	1
<i>Diaptomus floridanus</i>			1		
<i>Eucyclops agilis</i>	1			1	
<i>Eucyclops speratus</i>					1
<i>Ergasilus chautaugnaensis</i>					1
<i>Mesocyclops edax</i>	1	1	1	1	1
<i>Microcyclops varicans</i>		1			1
<i>Paracyclops fimbriatus</i>	1	1	1	1	1
<i>Tropocyclops prasinus</i>	1	1	1	1	1
Cladocerans					
<i>Alona rectangula</i>			1	1	1
<i>Bosmina longispina</i>	1	1	1	1	1

<i>Ceriodaphnia reticulata</i>					1
<i>Daphnia ambigua</i>				1	1
<i>Daphnia lumholtzi</i>				1	1
<i>Diaphanosoma brachyurum</i>				1	1
<i>Ilyocryptus spinifer</i>				1	1
<i>Simocephalus serrulatus</i>					1

No. species/station:	18	19	19	29	37
----------------------	-----------	-----------	-----------	-----------	-----------

No. species found in Lake Jesup:	24
No. species common between Lake Jesup stations:	16
No. species found in Lake Washington:	43
No. species common between Lake Washington stations:	23
Total no. species found in Lakes Jesup and Washington:	48
No. species common between Lake Jesup and Lake Washington:	19

Table 2. Monthly and annual mean zooplankton abundance in Lake Jesup, Grassy Point, 2001.

Species	1/11/01	2/6/01	3/8/01	4/3/01	5/1/01	6/5/01	7/3/01	8/7/01	9/4/01	10/2/01	11/8/01	12/2/01	Mean (No./L)
Rotifers													
<i>Asplanchna herricki</i>							0.2			0.2			0.03
<i>Brachionus angularis</i>			2	9		81	166	20	128		0.2		34
<i>Brachionus calyciflorus</i>							8		12	1.5			1.8
<i>Brachionus havanaensis</i>	0.9	4	20	58	18	600	290	172	449	3	13.6	2.2	136
<i>Brachionus rubens</i>	0.4		13	5									1.5
<i>Conochiloides exiguus</i>						1			5	1	1.1		0.7
<i>Filina longispina</i>				3		3	1	3	6	0.5		0.6	1.4
<i>Keratella taurocephala</i>	1.3	41	19	53	5	8	29	15	37	9.4	14.1	57.1	24
<i>Platyias patulas</i>											9.5	492	42
<i>Polyarthra major</i>												1.3	0.1
<i>Proalides tentaculatus</i>			2.3	10				3	4		1.9		1.8
<i>Synchaeta pectinata</i>		6	2										0.7
No. individuals/L	3	51	58	138	23	693	494	213	641	16	40	553	244
Number of species	3	3	6	6	2	5	6	5	7	6	6	5	5
Copepods													
<i>Diaptomus dorsalis</i>	2.6	9	21	3	12	1	1	7	5	12.3	14.1	1.6	7
<i>Eucyclops agilis</i>		0.6											0.05
<i>Mesocyclops edax</i>	1.3	1.7		1				0.3					0.36
<i>Paracyclops fimbriatus</i>	2.6	3	3	3	2	1	8	1	4	4	4.5	3.2	3.28
<i>Tropocyclops prasinus</i>	0.4	0.3								0.5	0.9		0.18
Immature copepods	30	55	48	36	45	43	35	78	72	43	1.4	91.6	48
No. individuals/L	37	70	72	43	59	45	44	86	81	60	21	96	59
Number of species	4	5	2	3	2	2	2	3	2	3	3	2	3
Cladocerans													
<i>Bosmina longirostris</i>			0.3								1.5	17.5	1.6
No. individuals/L			0.3								1.5	17.5	2
Number of species			1								1	1	0.25
Total Individuals/L	40	121	131	181	82	738	538	299	722	75	64	685	306
Total Species	7	8	9	9	4	7	8	8	9	9	10	8	8
Mean No. Ind./species	6	15	15	20	21	105	67	37	80	8	6	86	39

Table 3. Monthly and annual mean zooplankton abundance in Lake Jesup, Whites Landing, 2001.

Species	1/16/01	2/6/01	3/8/01	4/3/01	5/1/01	6/5/01	7/3/01	8/7/01	9/4/01	10/2/01	11/8/01	12/2/01	Mean (No./L)
Rotifers													
<i>Asplanchna herricki</i>							2						0.2
<i>Brachionus angularis</i>		4	2	62	9	107	232	15	37	13.3	0.4		40
<i>Brachionus calyciflorus</i>							2	2.6	12	0.5			1.4
<i>Brachionus havanaensis</i>		2	20	102	632	224	414	62	36	9.4	22.9	1.3	127
<i>Brachionus rubens</i>			13	1									1.2
<i>Conochiloides exiguus</i>						6	1	0.4	5				1.0
<i>Filina longispina</i>				5	2								0.6
<i>Keratella cochlearis</i>	8						16						2.0
<i>Keratella taurocephala</i>		6	19	89	35	7	12	11	19	9.4	7.6	40.3	21
<i>Lepadella ovalis</i>	0.8												0.07
<i>Platyias patulas</i>											23.4	396	35
<i>Proalides tentaculatus</i>		4	2.3	2		1		1	3	2			1.3
<i>Synchaeta pectinata</i>	3.3	6	2	0.4									1.0
No. individuals/L	12	22	58	261	678	345	679	92	112	35	54	438	232
Number of species	3	5	6	7	4	5	7	6	6	5	4	3	5
Copepods													
<i>Diaptomus dorsalis</i>		1	21	5	18		6	3	2	4.4	9.1		5.8
<i>Mesocyclops edax</i>	2.5												0.2
<i>Microcyclops varicans</i>	6												0.5
<i>Paracyclops fimbriatus</i>		2	3	3	6	2	5	2	2	2.5	1.9		2.5
<i>Tropocyclops prasinus</i>										0.5	0.4		0.1
Immature copepods	26	24	48	49	154	63	59	83	48	40	101	66	63
No. individuals/L	35	27	72	57	178	65	70	88	52	47	112	66	72
Number of species	2	2	2	2	2	1	2	2	2	3	3	0	2
Cladocerans													
<i>Bosmina longirostris</i>			0.3									8.4	0.7
<i>Alona rectangula</i>					1								0.08
Mean (No./L)	0.0	0.0	0.3	0.0	1.0	0.0	0.0	0.0	0.0	0.0	0.0	8.4	0.81
Number of species	0	0	1	0	1	0	0	0	0	0	0	1	0.25
Total Individuals/L	47	49	131	318	857	410	749	180	164	82	167	512	305
Total Species	5	7	9	9	7	6	9	8	8	8	7	4	7
Mean No. Ind./species	9	7	15	35	122	68	83	23	21	10	24	128	45

Table 4. Monthly and annual mean zooplankton abundance in Lake Jesup, Soldiers Creek, 2001.

Species	1/16/01	2/6/01	3/8/01	4/3/01	5/1/01	6/5/01	7/3/01	8/7/01	9/4/01	10/2/01	11/8/01	12/2/01	Mean (No./L)
Rotifers													
<i>Asplanchna priodonta</i>									0.9				0.1
<i>Asplanchna herricki</i>							2						0.2
<i>Brachionus angularis</i>				26	23	9	193	20	15	23.2	0.4		26
<i>Brachionus calyciflorus</i>							4	8	10				1.8
<i>Brachionus havanaensis</i>	7	1	15	92	745	629	396	23	71	21.2	1.7		167
<i>Conochiloides exiguus</i>						4	0.4	0.4	1.1	0.5			0.5
<i>Filina longispina</i>				5	2	1	2	1	0.6				1.0
<i>Keratella taurocephala</i>	10	8	31	92	14	2	34	2	5	13.8	3.9	7.0	19
<i>Lecane luna</i>										0.2			0.02
<i>Platylabus patulus</i>											1.5	42.8	3.7
<i>Proalides tentaculatus</i>		5	10	7	0.5		0.4	0.4	1.1			0.7	2.1
<i>Synchaeta pectinata</i>	3	5	0.2										1
No. individuals/L	20	19	56	222	785	645	632	55	105	59	8	51	221
Number of species	3	4	4	5	5	5	8	7	8	5	4	3	5
Copepods													
<i>Diatpomus dorsalis</i>			14	3	10		3	2		4.4	19.5		4.7
<i>Diatpomus floridanus</i>	0.8	122											10
<i>Mesocyclops edax</i>	0.8		0.4	0.5			1						0.2
<i>Paracyclops fimbriatus</i>	0.8	1	3	9	3	1	2	1	0.6	2.5	3.9		2.3
<i>Tropocyclops prasinus</i>		0.3									1.3		0.1
immature copepods	72	36	76	98	97	62	69	43	26	63	100	14	63
No. individuals/L	74	159	93	111	110	63	75	46	27	70	125	14	81
Number of species	3	3	3	3	2	1	3	2	1	2	3	0	2
Cladocerans													
<i>Bosmina longispina</i>											0.9	3.5	0.37
<i>Alona rectangula</i>							1						0.08
No. individuals/L	0.0	0.0	0.0	0.0	0.0	0.0	1.0	0.0	0.0	0.0	0.9	3.5	0.45
Number of species	0	0	0	0	0	0	1	0	0	1	1	1	0.3
Total Individuals/L	94	178	150	333	895	708	708	101	131	129	133	68	302
Total Species	6	7	7	8	7	6	12	9	9	7	8	4	8
Mean No. Ind./species	16	25	21	42	128	118	59	11	15	18	17	17	41

Table 5. Average length (mm.) of dominate zooplankton species, Lake Jesup, Grassy Point, 2001.

Species	1/11/01	2/6/01	3/8/01	4/3/01	5/1/01	6/5/01	7/3/01	8/7/01	9/4/01	10/2/01	11/8/01	12/2/01	Mean (mm)
Rotifers													
<i>Brachionus angularis</i>						0.15	0.17	0.18	0.17	0.17			0.17
<i>Brachionus havanaensis</i>		0.22	0.24	0.26	0.22	0.19	0.20	0.21	0.24	0.22	0.25		0.23
<i>Brachionus rubens</i>			0.18										0.18
<i>Keratella taurocephala</i>	0.18	0.17	0.17	0.16	0.17	0.15	0.15	0.15	0.16	0.17	0.16	0.18	0.16
<i>Platylabus patulus</i>											0.21	0.18	0.2
<i>Proalides tentaculatus</i>				0.09									0.09
<i>Synchaeta pectinata</i>		0.19											0.19
Copepods													
<i>Diaptomus dorsalis</i>	1.22	1.19	1.11	1.14	0.86			1.03	0.93	0.85	0.84	0.93	1.01
<i>Mesocyclops edax</i>	1.05												1.05
<i>Paracyclops fimbriatus</i>	0.84	0.79	0.68	0.62	0.60		0.71		0.68	0.63	0.62	0.56	0.67
Cladocerans													
<i>Bosmina longispina</i>												0.38	0.38

Table 6. Average length (mm.) of dominate zooplankton species, Lake Jesup, Whites Landing, 2001.

Species	1/11/01	2/6/01	3/8/01	4/3/01	5/1/01	6/5/01	7/3/01	8/7/01	9/4/01	10/2/01	11/8/01	12/2/01	Mean (mm)
Rotifers													
<i>Brachionus angularis</i>				0.17	0.19	0.18	0.18	0.21	0.16	0.17			0.18
<i>Brachionus havanaensis</i>			0.23	0.25	0.24	0.22	0.23	0.20	0.24	0.22	0.26		0.23
<i>Keratella taurocephala</i>	0.17	0.16	0.18	0.17	0.16	0.16		0.16	0.16	0.17	0.18	0.17	0.17
<i>Platyias patulus</i>											0.21	0.18	0.20
<i>Proalides tentaculatus</i>		0.10	0.11										0.11
<i>Synchaeta pectinata</i>	0.21	0.18											0.20
Copepods													
<i>Cyclops varicans</i>	0.90												0.90
<i>Diaptomus dorsalis</i>		1.15	1.10	1.11	0.90		0.98		0.92	0.85	0.98		1.00
<i>Mesocyclops edax</i>			1.33										1.33
<i>Paracyclops fimbriatus</i>	0.67	0.71	0.73	0.69	0.60		0.71	0.70	0.62	0.63			0.67
Cladocerans													
<i>Bosmina longispina</i>												0.33	0.33

Table 7. Average length (mm.) of dominate zooplankton species, Lake Jesup, Soldiers Creek, 2001.

Species	1/16/01	2/6/01	3/8/01	4/3/01	5/1/01	6/5/01	7/3/01	8/7/01	9/4/01	10/2/01	11/8/01	12/2/01	Mean (mm)
Rotifers													
<i>Brachionus angularis</i>				0.19	0.18	0.18	0.18	0.18	0.18	0.18			0.18
<i>Brachionus calicyflorus</i>								0.22	0.26				0.24
<i>Brachionus havanaensis</i>	0.37		0.23	0.24	0.25	0.21	0.23	0.19	0.22	0.22	0.26		0.24
<i>Conochiloides exiguus</i>						0.21							0.21
<i>Keratella taurocephala</i>	0.17	0.17	0.18	0.17	0.24					0.16	0.18	0.16	0.18
<i>Platyias patulus</i>												0.17	0.17
<i>Proalides tentaculatus</i>		0.10	0.11										0.11
<i>Synchaeta pectinata</i>	0.26	0.18											0.22
Copepods													
<i>Diaptomus floridanus</i>	1.12	1.06											1.09
<i>Diaptomus dorsalis</i>			1.14	0.92	1.04					0.90	0.97		0.99
<i>Mesocyclops edax</i>	1.31												1.31
<i>Paracyclops fimbriatus</i>	0.68	0.68	0.66	0.65						0.56	0.61		0.64
Cladocerans													

Table 8. Monthly and annual mean zooplankton abundance in Lake Washington, Lake Station, 2001.

Species	1/18/01	2/20/01	3/20/01	4/17/01	5/15/01	6/19/01	7/17/01	8/21/01	9/18/01	10/16/01	11/23/01	12/22/01	Mean (No./L)
Rotifers													
<i>Asplanchna hericki</i>								0.1					0.008
<i>Bdelloidea sp</i>		0.02											0.002
<i>Brachionus havanaensis</i>							6.7						0.558
<i>Conociloides exigus</i>	3.2								0.2				0.283
<i>Euchlanis alata</i>								0.1					0.008
<i>Filina longispina</i>							0.9	0.2	0.1				0.100
<i>Keratella cochlearis</i>	0.1				0.04		0.3						0.037
<i>Keratella quadrata</i>							0.5						0.042
<i>Keratella taurocephala</i>						0.1	1.5				0.04		0.137
<i>Lecane luna</i>								0.4	0.1	0.7	0.04		0.103
<i>Monostyla quadridentata</i>									0.5	0.1			0.050
<i>Notholca acuminata</i>	0.02												0.002
<i>Platyia quadricornis</i>								0.2	0.5	0.2			0.075
<i>Polyartha major</i>	3.2	2.1			0.9	0.6	0.1					0.3	0.600
<i>Polartha sp.</i>	3.4												0.283
<i>Synchaeta pectinata</i>	8.8				1.8						0.8	0.3	0.975
<i>Testudinella patina</i>	0.3												0.025
No. individuals/L	19	2	0	3	1	10	1	1	1	1	1	1	3
Number of species	7	2	0	3	2	6	5	5	5	3	3	2	3
Copepods													
<i>Acanthocyclops vernalis</i>		0.05											0.004
<i>Diaptomus dorsalis</i>	1.8	5.8		15.3	1.4	1.1	1.4				0.04	0.04	2.24
<i>Eucyclops agilis</i>		0.02											0.002
<i>Mesocyclops edax</i>	0.1	4.2		2.1								0.1	0.542
<i>Paracyclops fimbriatus</i>	1.2	4.8		2.1	1.5	3.6	0.4		0.6	0.1	1.0	2	1.44
<i>Tropocyclops prasinus</i>	5.5	7.0		1.7	0.2	0.6	0.2					0.8	1.333
Immature copepods	6.2	23.3		27	28	22	55	0.3	14.7	3.7	2.2	6.6	15.8
No. individuals/L	15	45	48	31	28	57	0	15	4	3	10	21	21
Number of species	4	6	4	3	3	3	0	1	1	2	4	4	3
Cladocerans													
<i>Alona rectangula</i>	0.02					0.1			0.02				0.012
<i>Bosmina longispina</i>	0.2	1.7		0.1	1.1		1.7				0.02	1.4	0.518
<i>Daphnia ambigua</i>	0.3	15.9		9.5	0.02								2.14
<i>Daphnia lumholtzi</i>							2.5						0.208
<i>Diaphanosoma brachyurum</i>	0.1	0.7		1.6									0.200
<i>Ilyocryptus spinifer</i>										t			0
No. individuals/L	1	18	11	1.1	0.1	4	0	0	t	0.0	1.4	1.4	3.08
Number of species	4	3	3	2	1	2	0	1	1	1	1	1	2
Total Individuals/L	34	47	48	34	29	67	1	17	5	4	10	10	25
Total Species	15	11	7	8	6	11	5	7	5	6	7	7	7
Mean No. ind./species	2	4	7	4	5	6	0.3	2	1	1	1	1	3

<i>Ilycryptus spinifer</i>			0.04										0.003
<i>Simocephalus serrulatus</i>					0.1								0.01
No. individuals/L	0.2	1.9	0.04	1.0	1.2	0.1	0.5	0.0	0.0	0.0	0.2	0.0	0.44
Number of species	3	4	1	4	5	2	3	0	0	0	3	0	2
Total Individuals/L	193	40	78	43	61	40	34	1	21	29	9	8	46
Total Species	16	15	8	11	19	17	14	4	3	4	14	11	11
Mean No. ind/species	12	3	10	4	3	2	2	0	7	7	1	1	4

Table 12. Sampler and volume (Liters) for zooplankton samples in Lakes Jesup and Washington, 2001.

Month	Lake Jesup						Lake Washington			
	Grassy Point		Whites Landing		Solders Creek		Lake		River	
Jan.	76	P	40.5	K	40.5	K	1689	N12	1111	N12
Febr.	116	N5	135	N5	135	N5	1334	N12	1111	N12
Mar.	116	N5	116	K	154	N5	*		778	N12
Apr.	135	N5	154	N5	135	N5	1556	N12	1556	N12
May	116	N5	116	N5	135	N5	1556	N12	1556	N12
June	135	N5	135	N5	135	N5	778	N12	1667	N12
July	135	N5	154	N5	154	N5	1111	N12	1556	N12
Aug.	116	N5	154	N5	154	N5	1556	N12	1556	N12
Sept.	154	N5	154	N5	154	N5	1556	N12	132	K
Oct.	135	N5	135	N5	135	N5	1223	N12	190	K
Nov.	154	N5	154	N5	154	N5	1556	N12	1334	N12
Dec.	154	N5	154	N5	95	K	1667	N12	1334	N12

P = 1000 gal/hr. bilge pump, pumped through a #20 bolting cloth zooplankton net.

K = 8.1 liter Kemmerer water sampler, poured through a #20 bolting cloth zooplankton net.

N5 = 5 inch diameter #20 bolting cloth zooplankton net, oblique tow.

N12 = 12 inch diameter #20 bolting cloth zooplankton net, oblique tow.

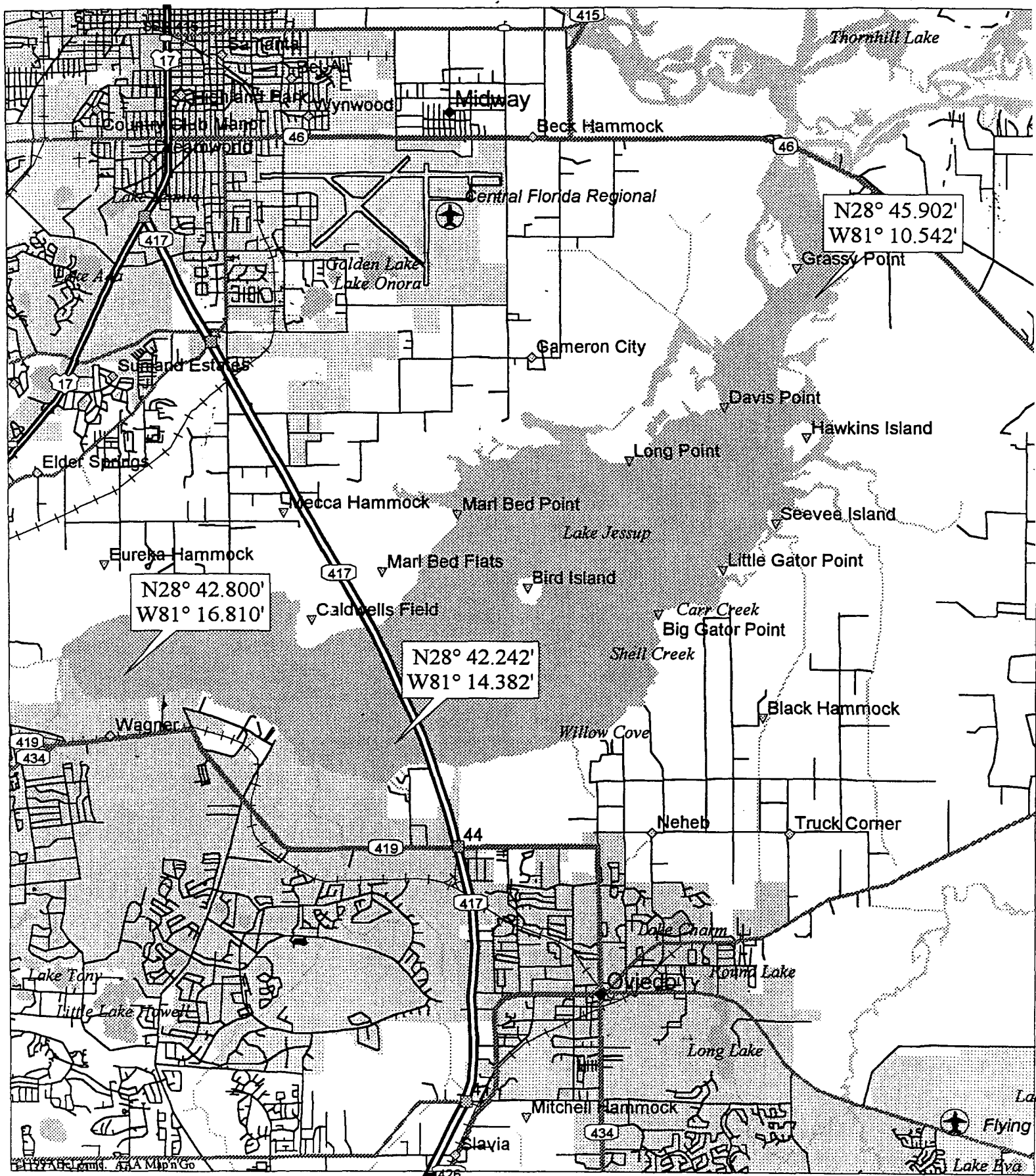


Figure 1. Sampling locations for Grassy Point, Whites Landing, and Soldiers Creek on Lake Jesup, Florida.

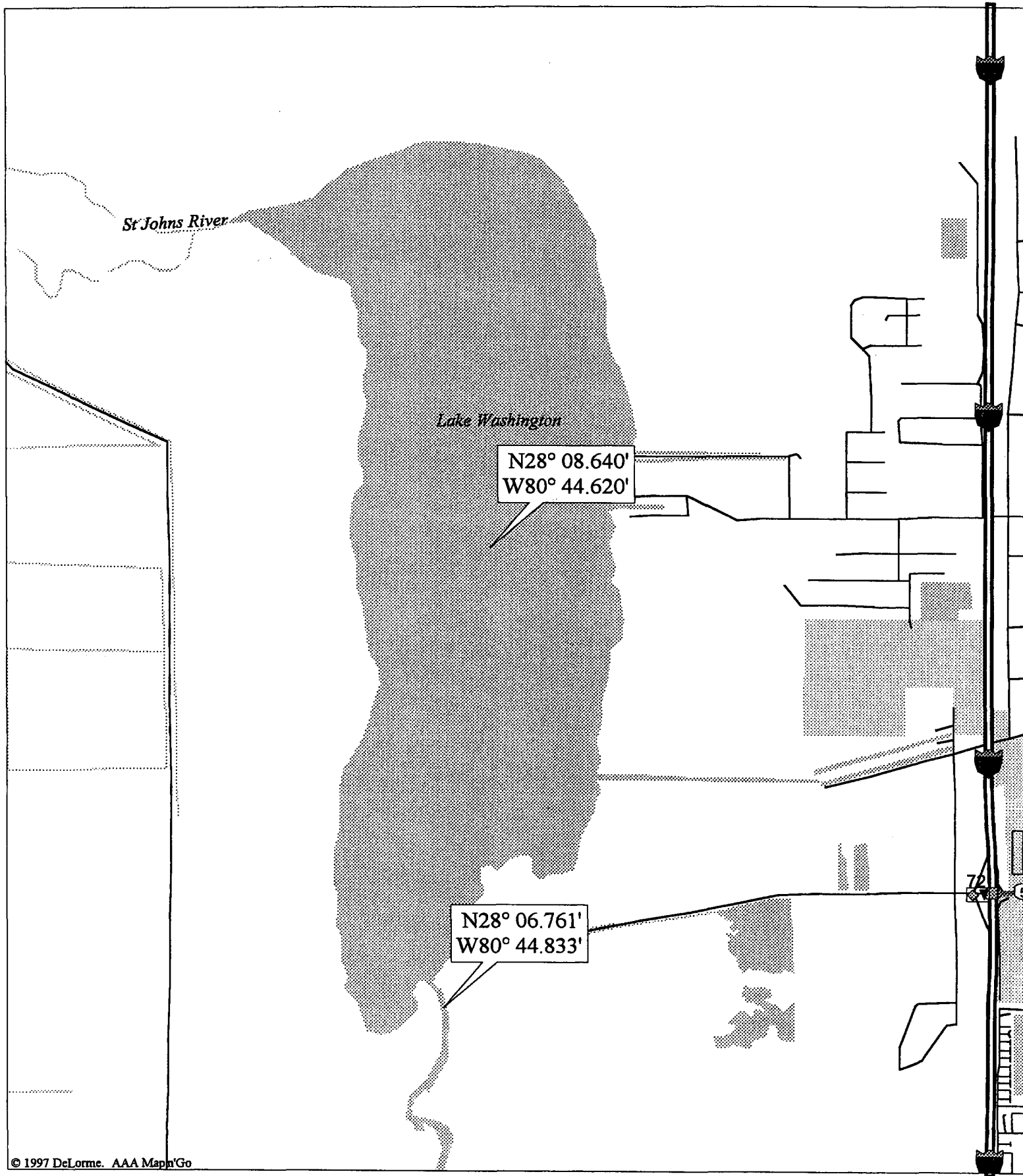
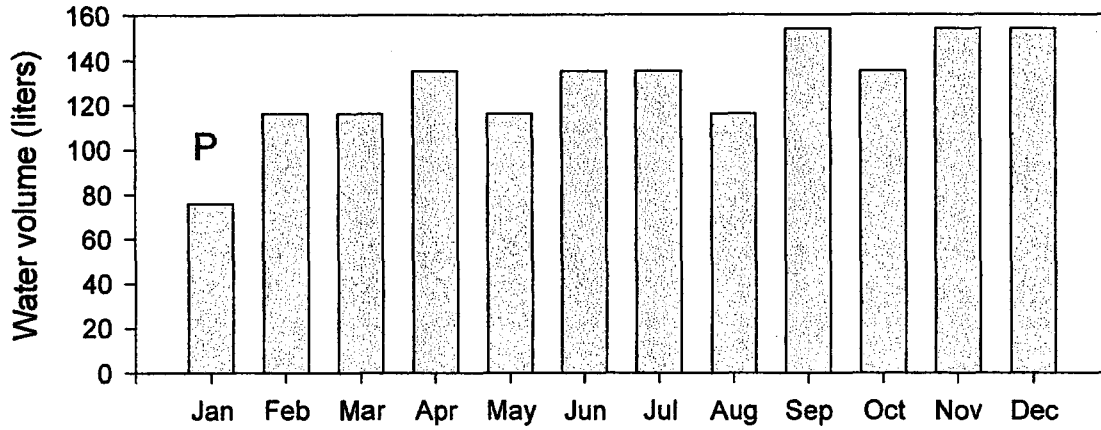
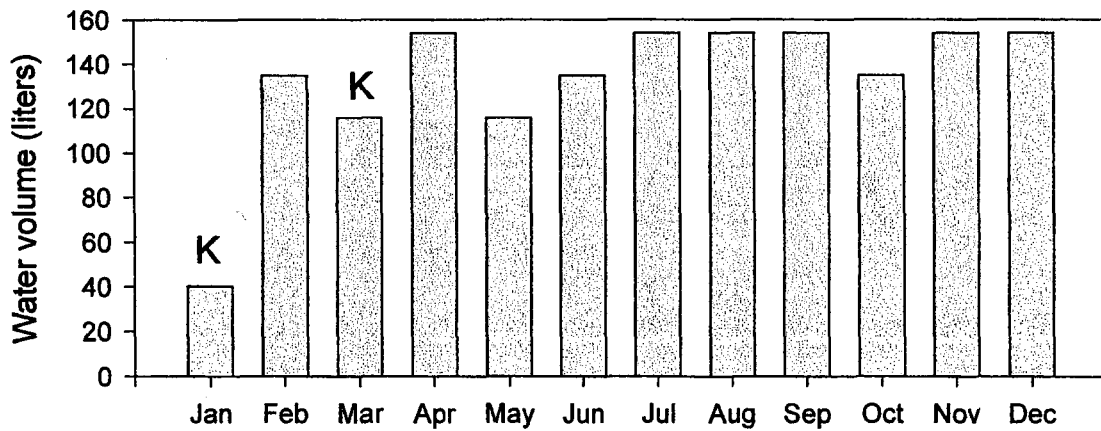


Figure 2. Sampling locations for the lake and river stations, Lake Washington, Florida.

Lake Jesup - Grassy Point



Lake Jesup - Whites Landing



Lake Jesup - Solders Creek

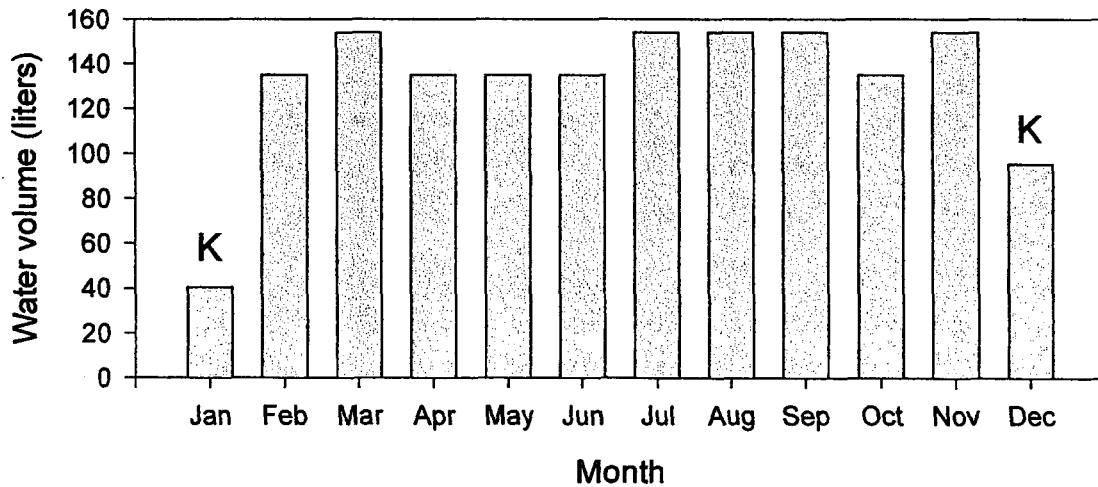
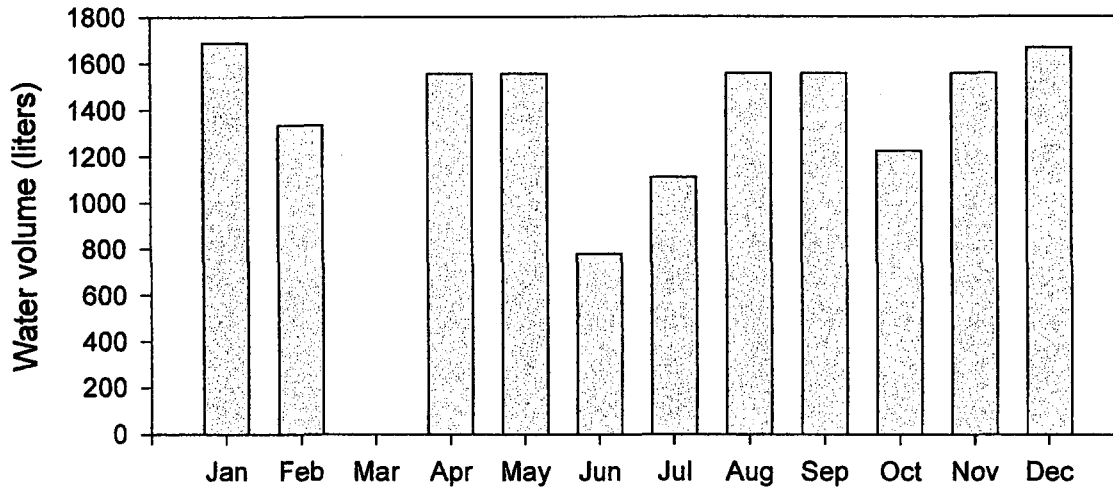


Figure 3. Volume of water filtered for zooplankton collections in Lake Jesup, 2001. Samples were collected with a 5" diameter #20 net except for one station where a 1000 gal/hr bilge pump was used (P), and when an 8.1 L Kemmerer water sampler was used (K) to collect the water prior to filtering it through a #20 net.

Lake Washington - lake station



Lake Washington - river station

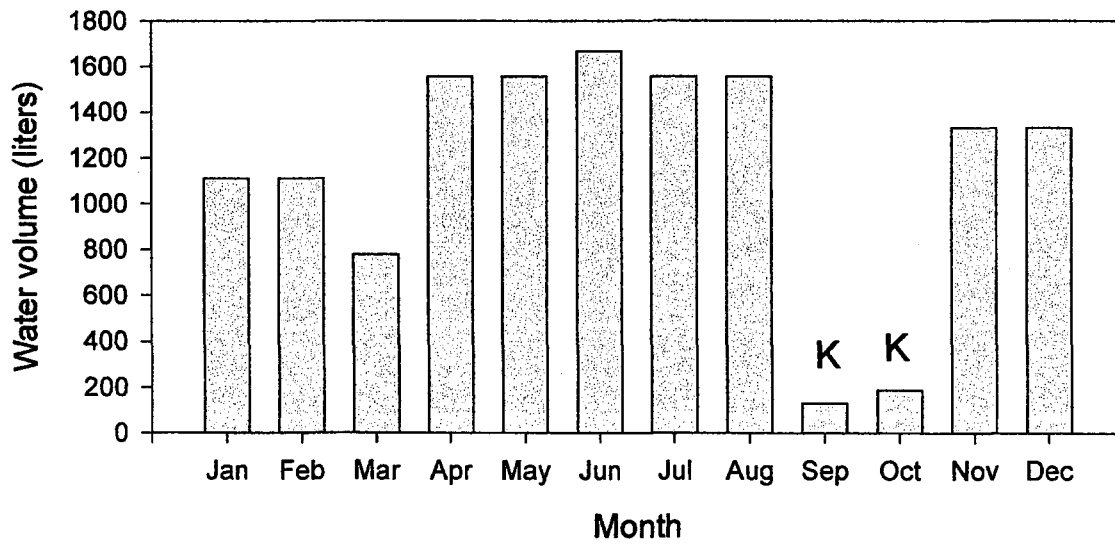


Figure 4. Volume of water filtered for zooplankton collections in Lake Washington, 2001. Samples were collected with a 12" diameter #20 net except for two river samples where samples were collected using a 8.1 L Kemmerer water sampler with the water filtered through a #20 net (K).

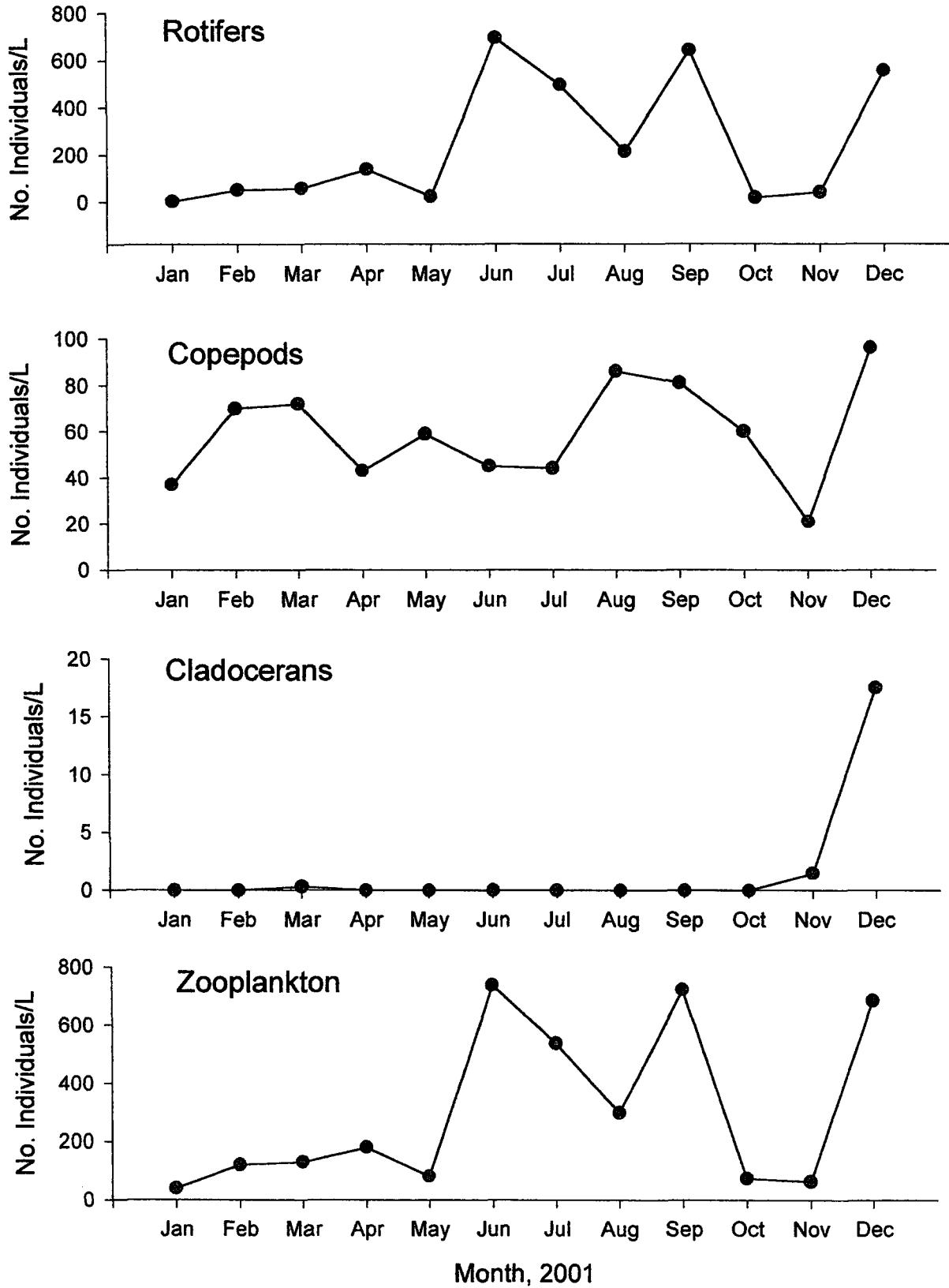


Figure 5. Number of individuals/L for zooplankton in Lake Jesup, Grassy Point Station, 2001.

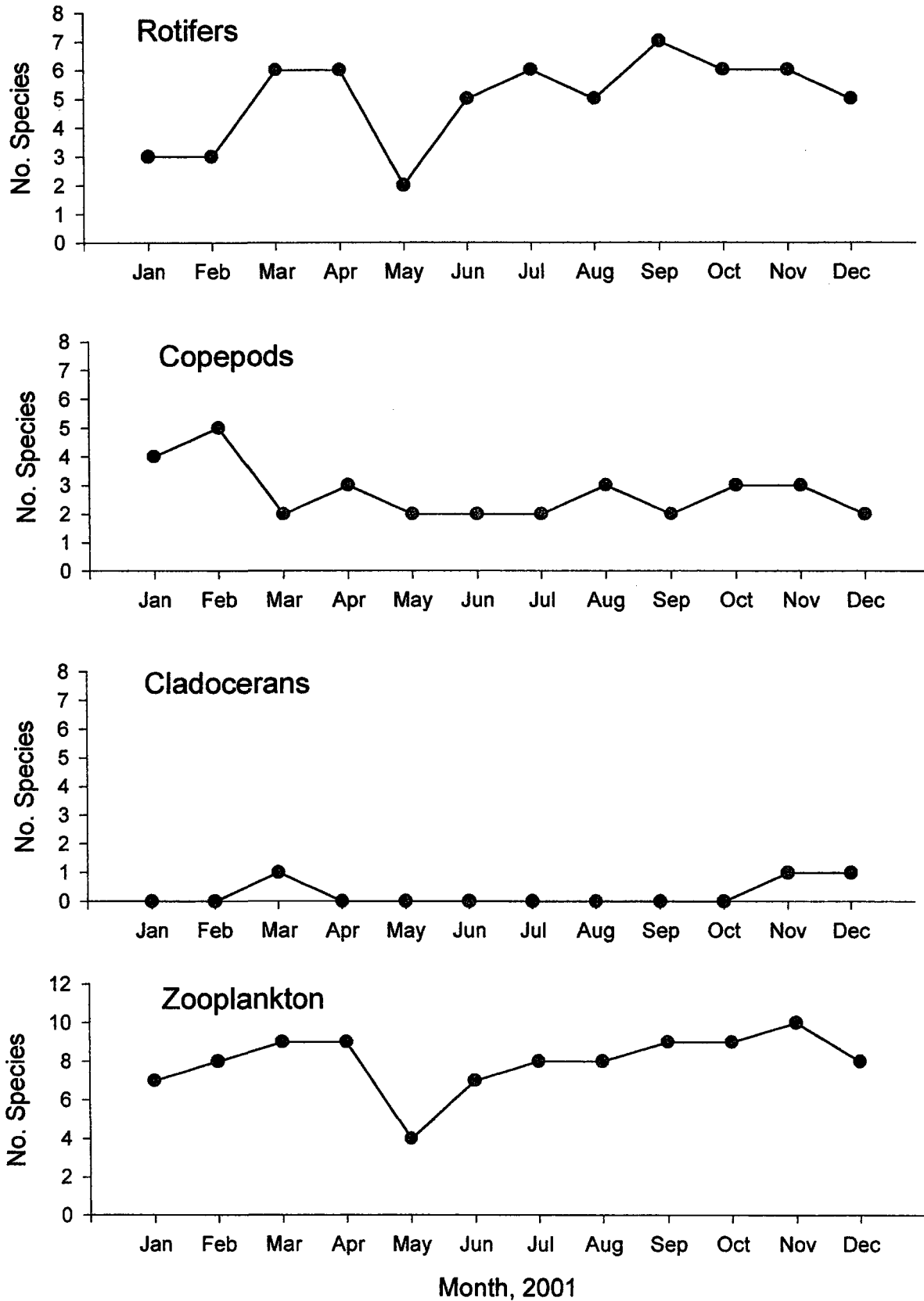


Figure 6. Number of species for zooplankton in Lake Jesup, Grassy Point Station, 2001.

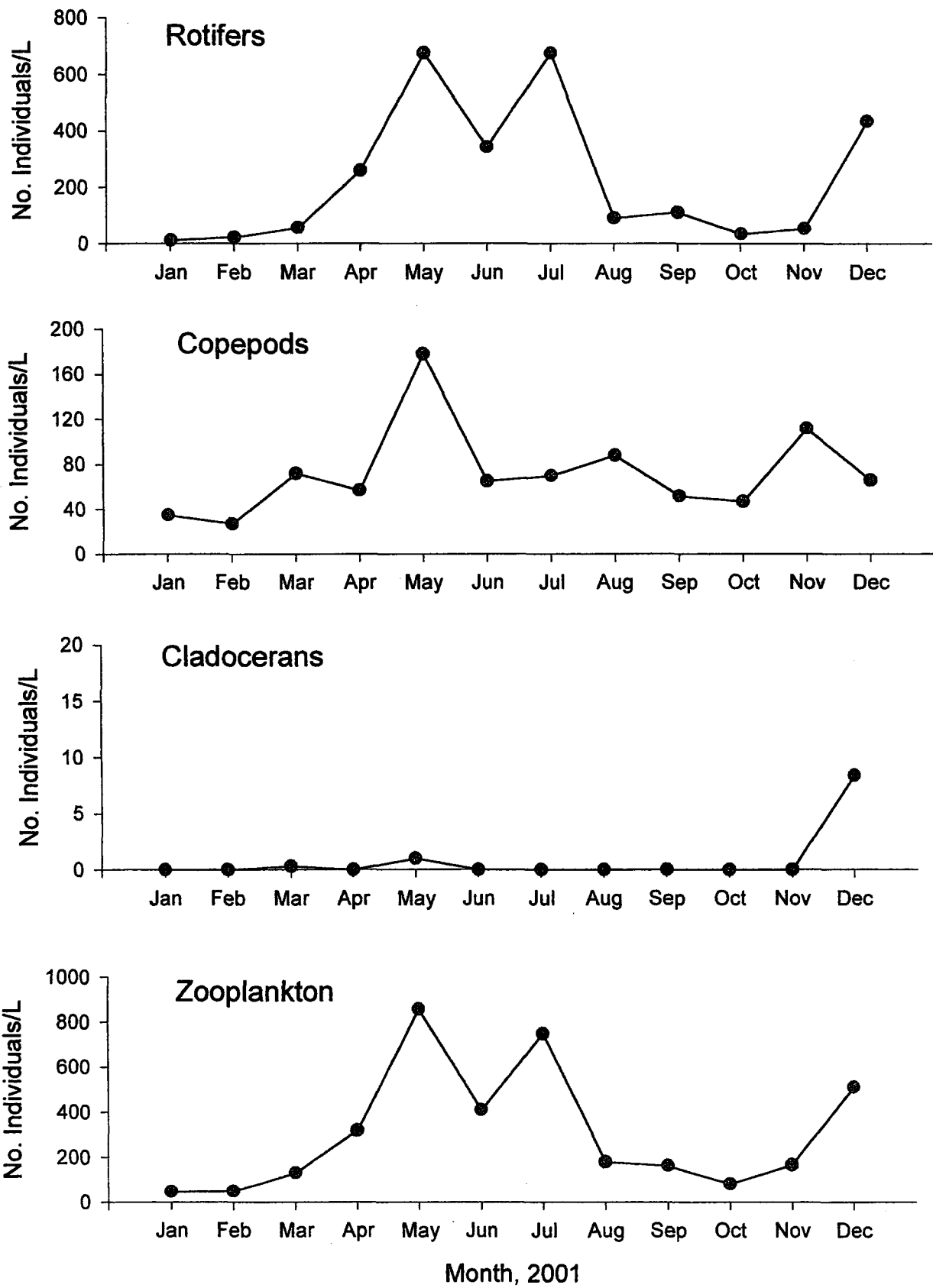


Figure 7. Number of individuals/L for zooplankton in Lake Jesup, Whites Landing Station, 2001.

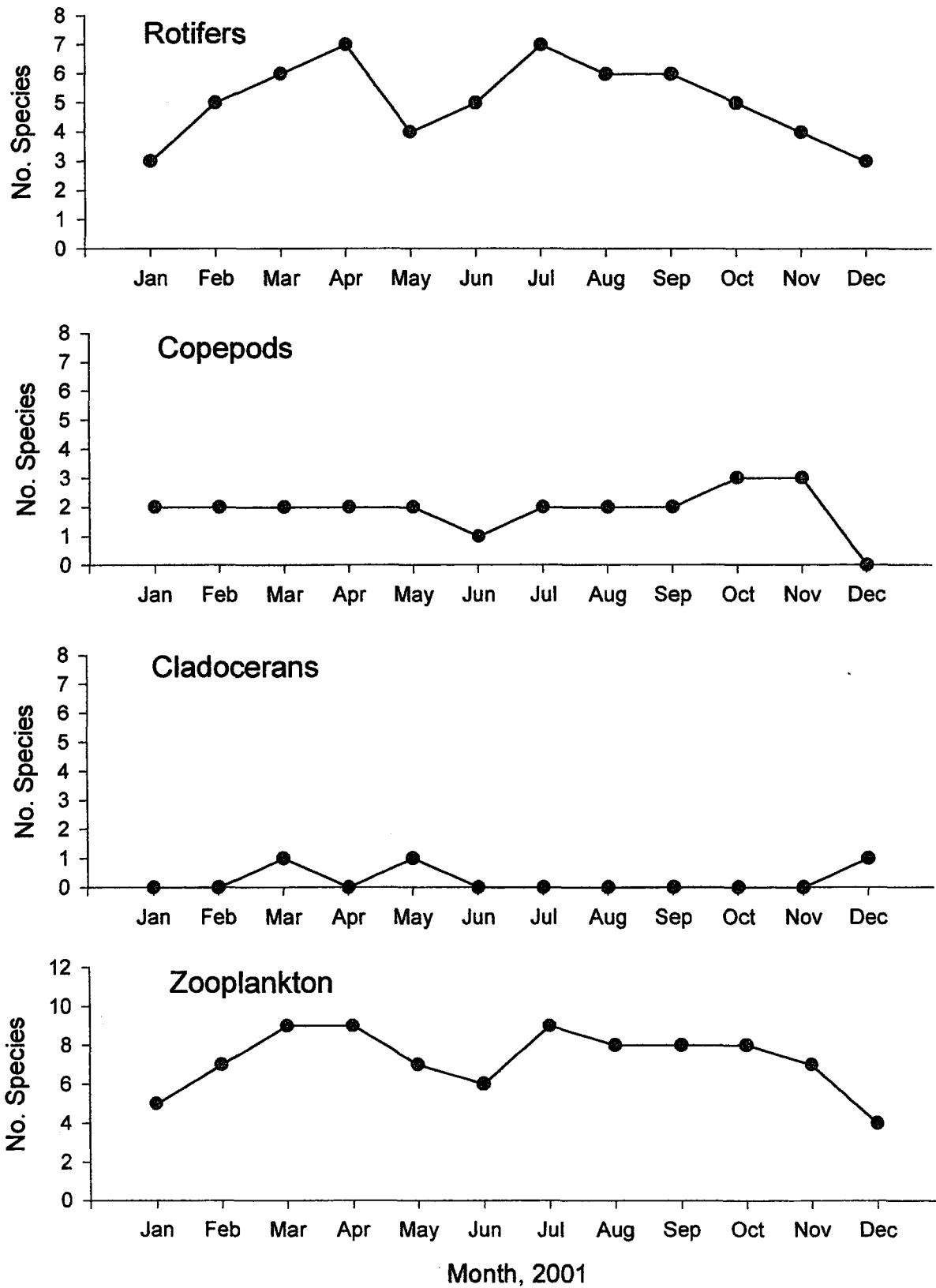


Figure 8. Number of species for zooplankton in Lake Jesup, Whites Landing Station, 2001.

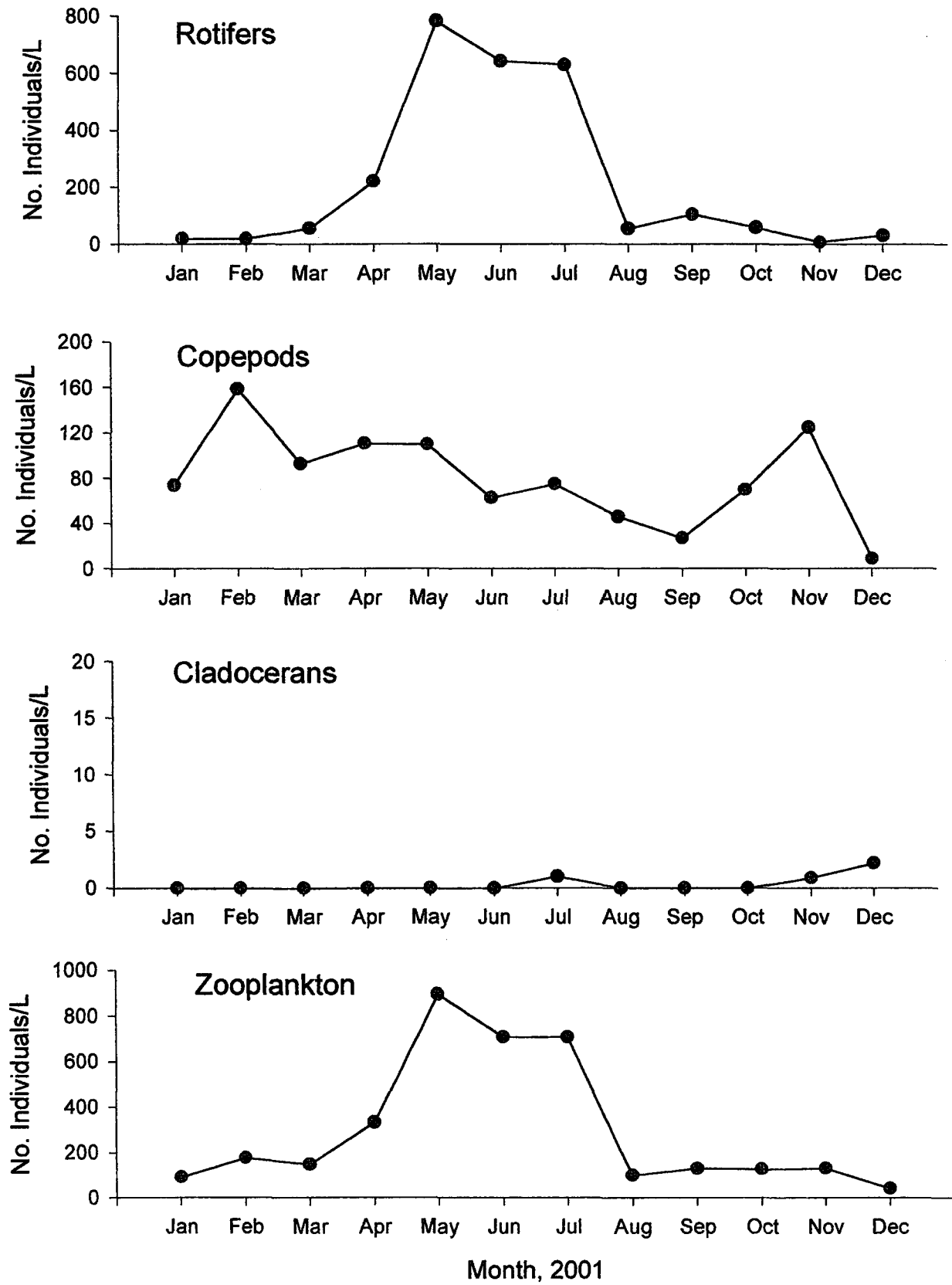


Figure 9. Number of individuals/L for zooplankton in Lake Jesup, Soldiers Creek Station, 2001.

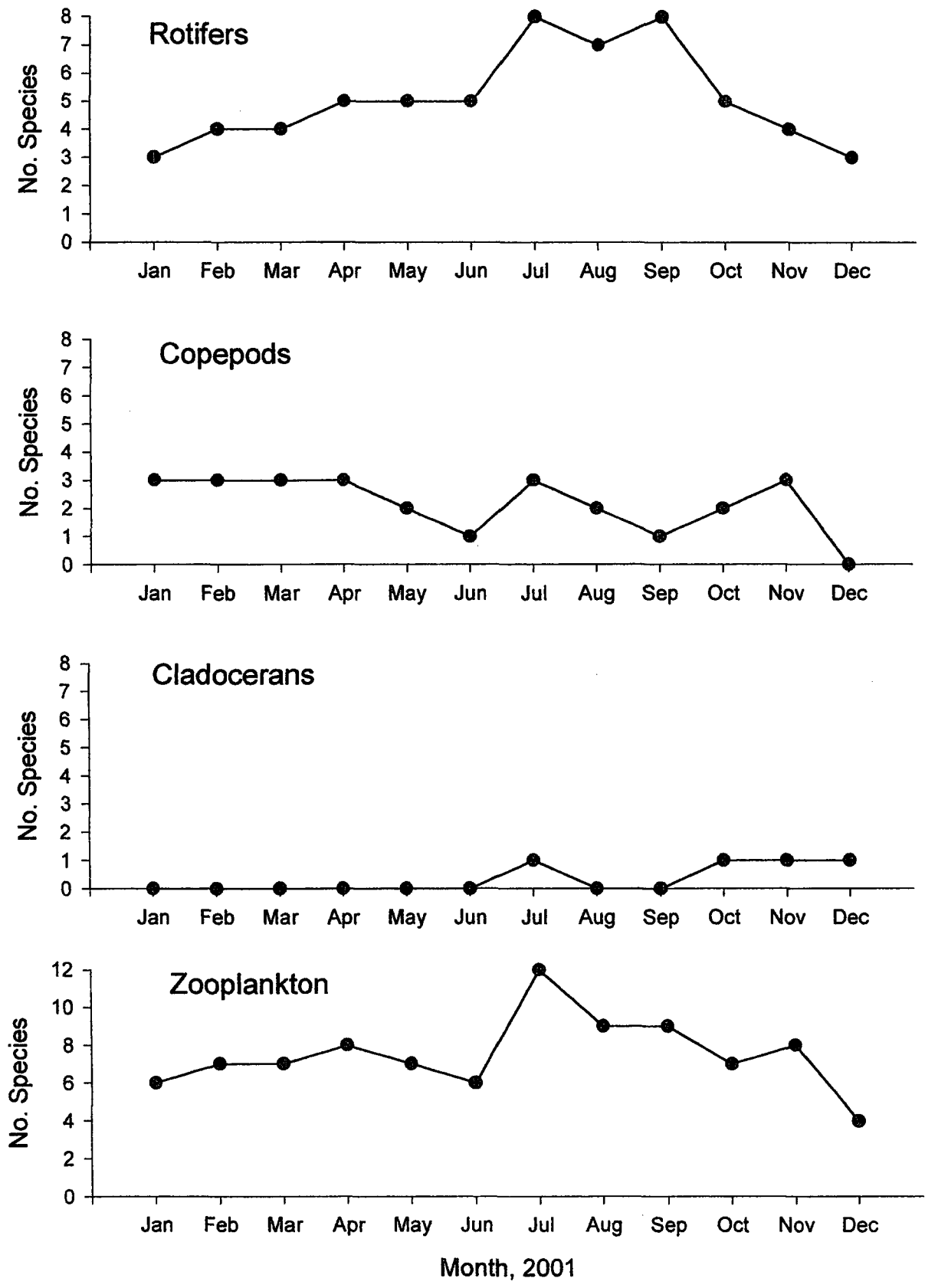


Figure 10. Number of species for zooplankton in Lake Jesup, Soldiers Creek Station, 2001.

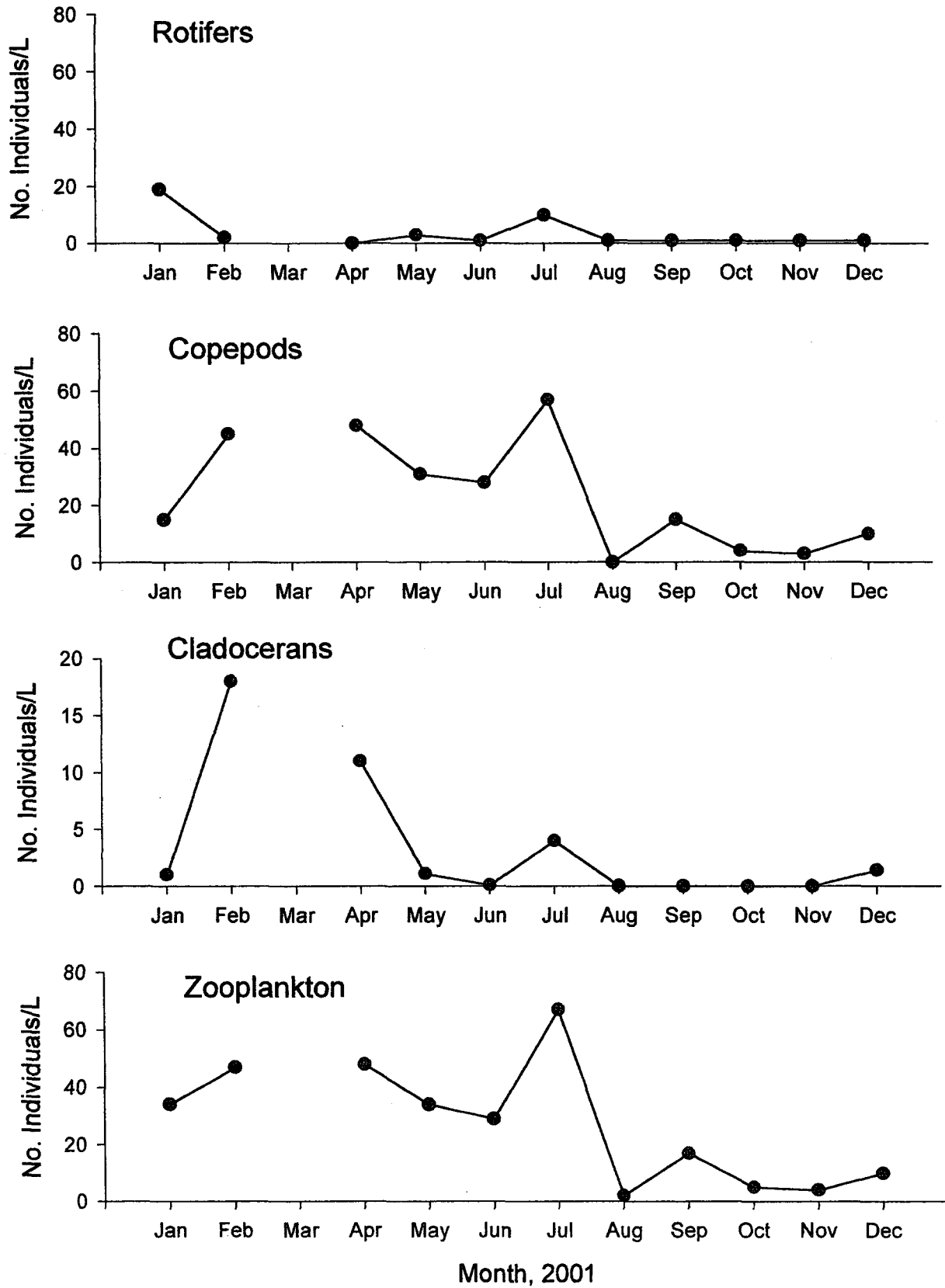


Figure 11. Number of individuals/L for zooplankton in Lake Washington, Lake Station, 2001.

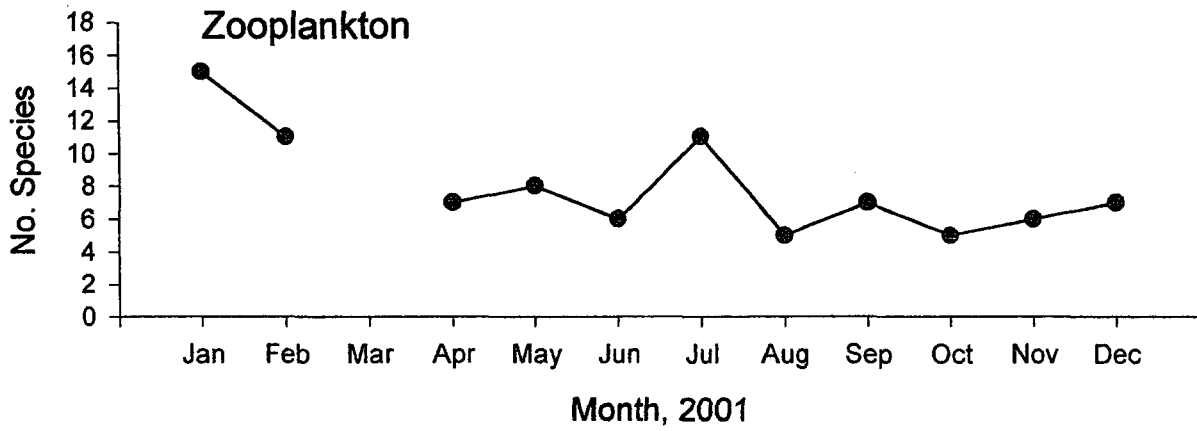
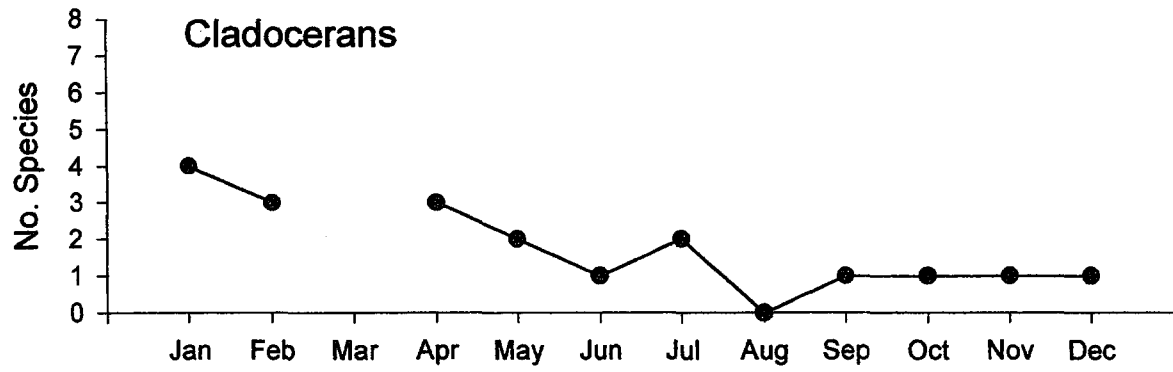
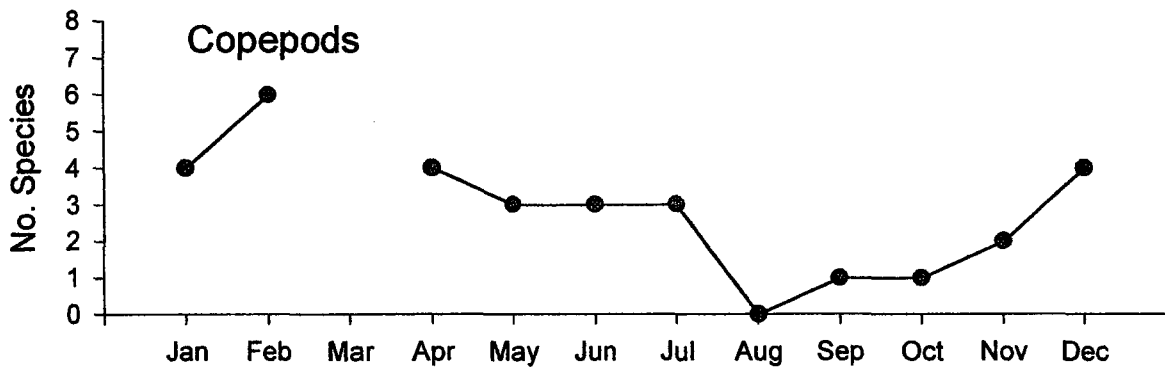
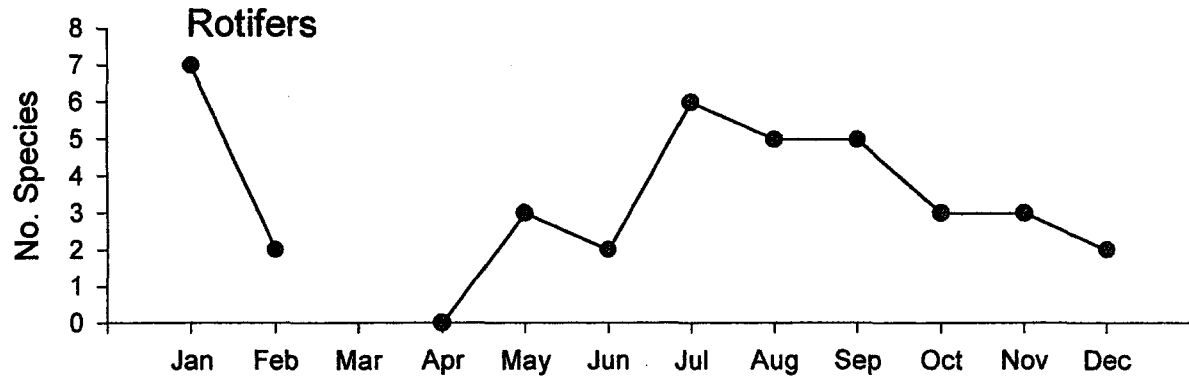


Figure 12. Number of species for zooplankton in Lake Washington, Lake Station, 2001.

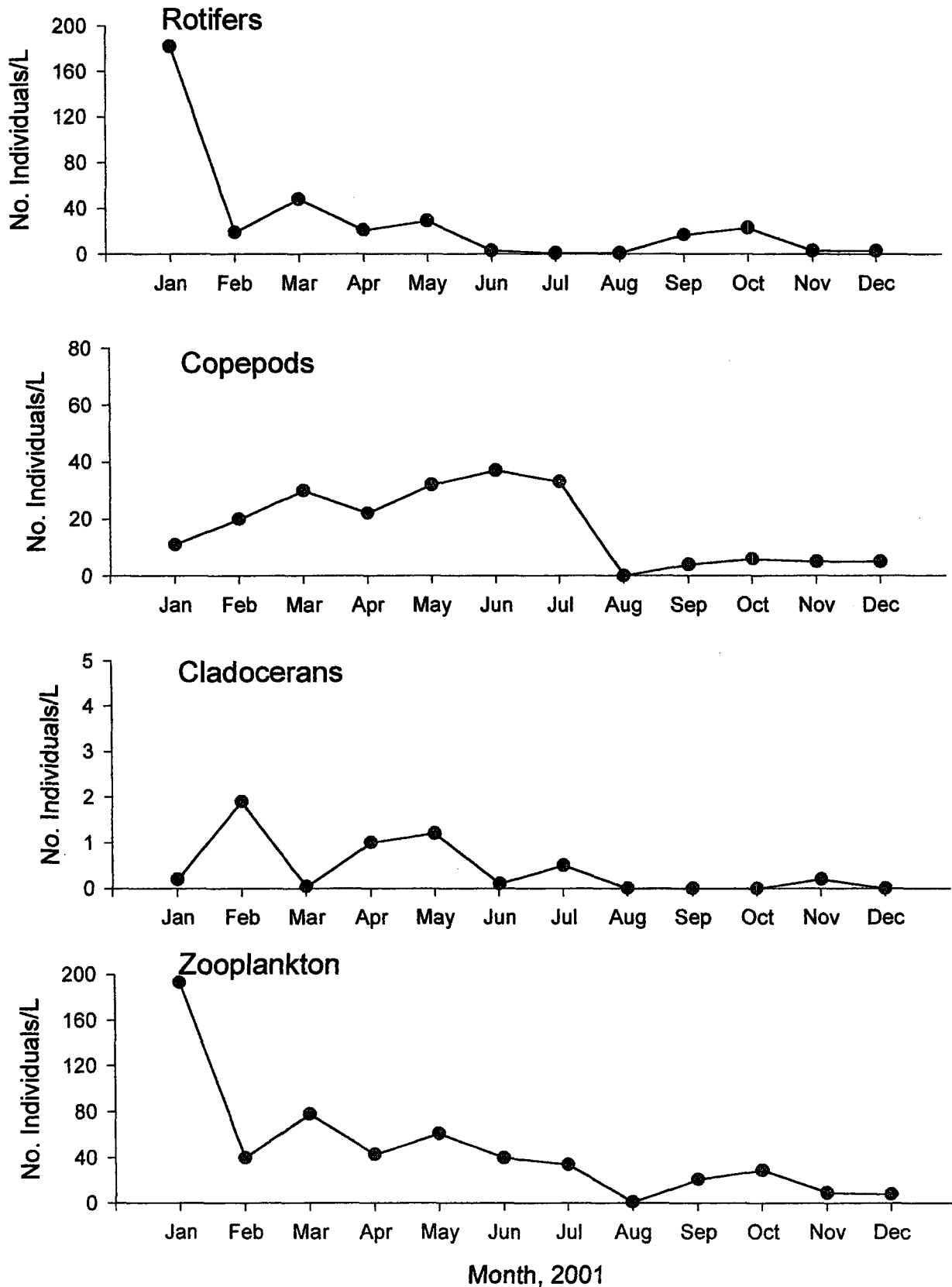


Figure 13. Number of individuals/L for zooplankton in Lake Washington, River Station, 2001.

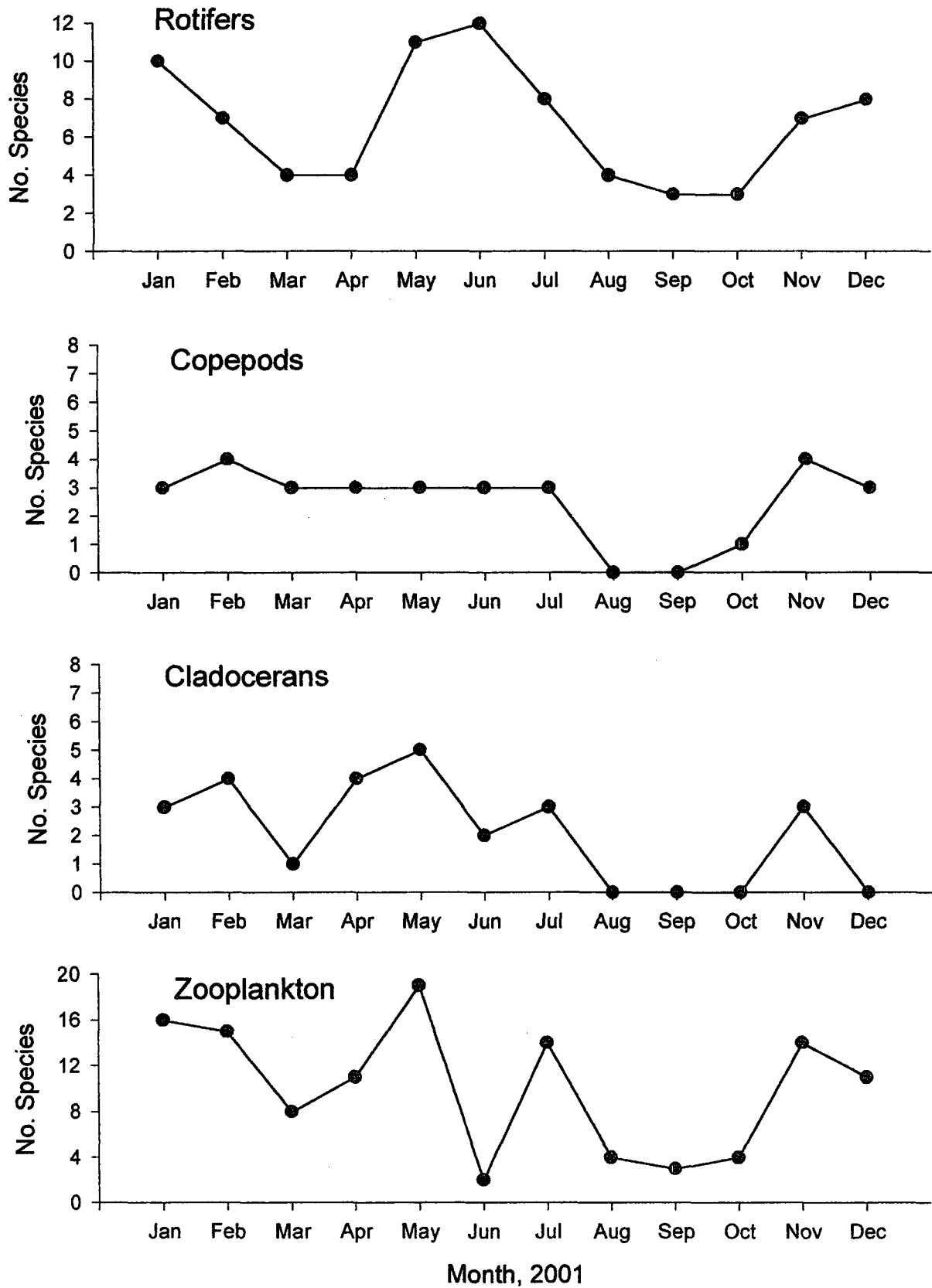


Figure 14. Number of species for zooplankton in Lake Washington, River Station, 2001.

Appendix I

Identification and enumeration data for Grassy Point, Whites Landing and Soldiers Creek sampling stations in Lake Jesup, January - December, 2001.

Zooplankton abundance in Lake Jesup

	Sample Liters	Net tow length (ft) if applicable	Liters H2O if 12" net used	Liters H2O if 5" net used	
Date:	1/11/01				
Lake:	L. Jesup	76	0	0	
Station:	Grassy Point				
Sample Number:	735				
Sample Method:	Pump				
SPECIES:	Count #1	Count #2	Count #3	Average	No./L
Rotifers					
Keratella taurocephala	2	1	0	1	1.3
Brachionus havanaensis	0	1	1	1	0.9
Brachionus rubens	0	0	1	0	0.4
Copepods					
Mesocyclops edax	2	0	1	1	1.3
Paracyclops fimbriatus	3	1	2	2	2.6
Tropocyclops prasinus	0	1	0	0	0.4
Diaptomus dorsalis	0	4	2	2	2.6
Immature copepods	22	21	26	23	30
Cladocerans					

Zooplankton abundance in Lake Jesup

Date: 1/11/01
Lake: L. Jesup
Station: Grassy Point
Sample Number: 735
Sample Method: Pump

Species	Average Length (mm)	Number individuals measured
Paracyclops fimbriatus	0.84	20
Diaptomus dorsalis	1.22	20
Mesocyclops edax	1.05	20
Keratella taurocephala	0.18	15

Zooplankton abundance in Lake Jesup

	Sample Liters	Net tow length (ft) if applicable	Liters H2O if 12" net used	Liters H2O if 5" net used
Date:	1/16/01			
Lake:	L. Jesup	40.5	0	0
Station:	Whites Landing			
Sample Number:	763			
Sample Method:	Kemmerer			
SPECIES:	Count #1	Count #2	Count #3	Average
				No./L
Rotifers				
Keratella taurocephala				
Brachionus havanaensis				
Brachionus rubens				
Keratella cochlearis	4	2	4	3
Lepadella ovalis	0	0	1	0
Synchaeta pectinata	1	3	0	1
Copepods				
Mesocyclops edax				
Paracyclops fimbriatus	0	3	0	1
Tropocyclops prasinus				
Diaptomus dorsalis				
Cyclops varicans (?)	3	0	4	2
Immature copepods	8	7	16	10
Cladocerans				

Zooplankton abundance in Lake Jesup

Date: 1/16/01
Lake: L. Jesup
Station: Whites Landing
Sample Number: 763
Sample Method: Kemmerer

Species	Average Length (mm)	Number individuals measured
Paracyclops fimbriatus	0.67	20
Cyclops varicans (?)	0.90	20
Keratella taurocephala	0.17	15
Synchaeta pectinata	0.21	15

Zooplankton abundance in Lake Jesup

	Sample Liters	Net tow length (ft) if applicable	Liters H2O if 12" net used	Liters H2O if 5" net used	
Date:	1/16/01				
Lake:	L. Jesup	40.5	0	0	
Station:	Solders Creek				
Sample Number:	731				
Sample Method:	Kemmerer				
SPECIES:	Count #1	Count #2	Count #3	Average	No./L
Rotifers					
Keratella taurocephala	2	4	6	4	10
Brachionus havanaensis	1	4	3	3	7
Brachionus rubens					
Keratella cochlearis					
Lepadella ovalis					
Synchaeta pectinata	0	3	1	1	3
Copepods					
Mesocyclops edax	1	0	0	0	0.8
Paracyclops fimbriatus	1	0	0	0	0.8
Tropocyclops prasinus					
Diaptomus dorsalis					
Diaptomus floridanus	1	0	0	0	0.8
Immature copepods	25	32	30	29	72
Cladocerans					

Zooplankton abundance in Lake Jesup

Date: 1/16/01
Lake: L. Jesup
Station: Solders Creek
Sample Number: 731
Sample Method: Kemmerer

Species	Average Length (mm)	Number individuals measured
Paracyclops fimbriatus	0.68	20
Brachionus havanaensis	0.37	15
Keratella taurocephala	0.17	15
Mesocyclops edax	1.31	20
Synchaeta pectinata	0.26	15
Diaptomus floridanus	1.12	20

Zooplankton abundance in Lake Jesup

		Sample Liters	Net tow length (ft) if applicable	Liters H2O if 12" net used	Liters H2O if 5" net used
Date:	2/6/01				
Lake:	L. Jesup	116	30	667	116
Station:	Grassy Point				
Sample Number:	770				
Sample Method:	5" net				
SPECIES:	Count #1	Count #2	Count #3	Average	No./L
Rotifers					
Keratella taurocephala	41	42	60	48	41
Brachionus havanaensis	4	3	6	4	4
Brachionus rubens					
Synchaeta pectinata	5	8	8	7	6
Copepods					
Mesocyclops edax	1	2	3	2	1.7
Paracyclops fimbriatus	5	3	3	4	3
Tropocyclops prasinus	1	0	0	0	0.3
Diaptomus dorsalis	11	13	9	11	9
Eucyclops agilis	1	0	1	1	0.6
Immature copepods	51	59	80	63	55
Cladocerans					

Zooplankton abundance in Lake Jesup

Date: 2/6/01
Lake: L. Jesup
Station: Grassy Point
Sample Number: 770
Sample Method: 5" net

Species	Average Length (mm)	Number individuals measured
<i>Synchaeta pectinata</i>	0.19	20
<i>Brachionus havanaensis</i>	0.22	20
<i>Diaptomus dorsalis</i>	1.19	30
<i>Paracyclops fimbriatus</i>	0.79	30
<i>Keratella taurocephala</i>	0.17	20

Zooplankton abundance in Lake Jesup

	Sample Liters	Net tow length (ft) if applicable	Liters H2O if 12" net used	Liters H2O if 5" net used	
Date:	2/6/01				
Lake:	L. Jesup	35	778	135	
Station:	Whites Landing				
Sample Number:	732				
Sample Method:	5" net				
SPECIES:	Count #1	Count #2	Count #3	Average	No./L
Rotifers					
Keratella taurocephala	5	12	7	8	6
Brachionus havanaensis	3	3	2	3	2
Brachionus rubens					
Synchaeta pectinata	7	9	8	8	6
Brachionus angularis	1	9	8	6	4
Proalides tentaculatus	6	3	7	5	4
Copepods					
Mesocyclops edax					
Paracyclops fimbriatus	1	5	1	2	2
Tropocyclops prasinus					
Diaptomus dorsalis	1	1	2	1	1
Eucyclops agilis					
Immature copepods	29	32	38	33	24
Cladocerans					

Zooplankton abundance in Lake Jesup

Date: 2/6/01
Lake: L. Jesup
Station: Whites Landing
Sample Number: 732
Sample Method: 5" net

Species	Average Length (mm)	Number individuals measured
<i>Keratella taurocephala</i>	0.16	20
<i>Synchaeta pectinata</i>	0.18	20
<i>Proalides tentaculatus</i>	0.10	20
<i>Paracyclops fimbriatus</i>	0.71	30
<i>Diaptomus dorsalis</i>	1.15	30

Zooplankton abundance in Lake Jesup

	Sample Liters 135	Net tow length (ft) if applicable 35	Liters H2O if 12" net used 778	Liters H2O if 5" net used 135	
Date:	2/6/01				
Lake:	L. Jesup				
Station:	Solders Creek				
Sample Number:	765				
Sample Method:	5" net				
SPECIES:	Count #1	Count #2	Count #3	Average	No./L
Rotifers					
Keratella taurocephala	14	5	15	11	8
Brachionus havanaensis	1	1	2	1	1
Brachionus rubens					
Synchaeta pectinata	6	9	7	7	5
Brachionus angularis					
Proalides tentaculatus	7	3	11	7	5
Copepods					
Mesocyclops edax					
Paracyclops fimbriatus	2	2	0	1	1.0
Tropocyclops prasinus	0	0	1	0	0.25
Diaptomus dorsalis					
Eucyclops agilis					
Diaptomus floridanus	2	3	6	4	122
Immature copepods	51	44	49	48	36
Cladocerans					

Zooplankton abundance in Lake Jesup

Date: 2/6/01
Lake: L. Jesup
Station: Solders Creek
Sample Number: 765
Sample Method: 5" net

Species	Average Length (mm)	Number individuals measured
Paracyclops fimbriatus	0.68	30
Proalides tentaculatus	0.10	20
Keratella taurocephala	0.17	20
Synchaeta pectinata	0.18	20
Diaptomus floridanus	1.06	30

Zooplankton abundance in Lake Jesup

		Sample Liters 116	Net tow length (ft) if applicable 30	Liters H2O if 12" net used 667	Liters H2O if 5" net used 116
Date:	3/8/01				
Lake:	L. Jesup				
Station:	Grassy Point				
Sample Number:	768				
Sample Method:	5" net				
SPECIES:	Count #1	Count #2	Count #3	Average	No./L
Rotifers					
Keratella taurocephala	16	24	27	22	19
Brachionus havanaensis	21	21	28	23	20
Brachionus rubens	13	13	18	15	13
Synchaeta pectinata	2	3	3	3	2
Brachionus angularis	3	1	4	3	2
Proalides tentaculatus	2	4	2	3	2.3
Copepods					
Mesocyclops edax					
Paracyclops fimbriatus	3	4	3	3	3
Tropocyclops prasinus					
Diaptomus dorsalis	27	21	26	25	21
Eucyclops agilis					
Immature copepods	52	65	49	55	48
Cladocerans					
Bosmina longirostris	1	0	0	0.3	0.3

Zooplankton abundance in Lake Jesup

Date: 3/8/01
Lake: L. Jesup
Station: Grassy Point
Sample Number: 768
Sample Method: 5" net

Species	Average Length (mm)	Number individuals measured
Brachionus havanaensis	0.24	20
Keratella taurocephala	0.17	20
Diaptomus dorsalis	1.11	30
Paracyclops fimbriatus	0.68	30
Brachionus rubens	0.18	20

Zooplankton abundance in Lake Jesup

		Sample Liters	Net tow length (ft) if applicable	Liters H2O if 12" net used	Liters H2O if 5" net used
Date:	3/8/01	116	30	667	116
Lake:	L. Jesup				
Station:	Whites Landing				
Sample Number:	767				
Sample Method:	Kemmerer				
SPECIES:	Count #1	Count #2	Count #3	Average	No./L
Rotifers					
Keratella taurocephala	73	81	94	83	71
Brachionus havanaensis	51	43	68	54	47
Brachionus rubens	3	4	0	2	2
Synchaeta pectinata	0	0	1	0.3	0.3
Brachionus angularis	0	4	6	3	3
Proalides tentaculatus	9	18	24	17	15
Copepods					
Mesocyclops edax	4	8	8	7	6
Paracyclops fimbriatus	5	11	3	6	5
Tropocyclops prasinus					
Diaptomus dorsalis	17	16	14	16	14
Eucyclops agilis					
Immature copepods	107	68	120	98	85
Cladocerans					
Bosmina longirostris					
Alona retangula	0	1	0	0.3	0.3

Zooplankton abundance in Lake Jesup

Date: 3/8/01
Lake: L. Jesup
Station: Whites Landing
Sample Number: 767
Sample Method: 5" net

Species	Average Length (mm)	Number individuals measured
Keratella taurocephala	0.18	20
Brachionus havanaensis	0.23	20
Mesocyclops edax	1.33	30
Proalides tentaculatus	0.11	20
Paracyclops fimbriatus	0.73	30
Diaptomus dorsalis	1.10	30

Zooplankton abundance in Lake Jesup

		Sample Liters 154	Net tow length (ft) if applicable 40	Liters H2O if 12" net used 889	Liters H2O if 5" net used 154
Date:	3/8/01				
Lake:	L. Jesup				
Station:	Solders Creek				
Sample Number:	758				
Sample Method:	5" net				
SPECIES:	Count #1	Count #2	Count #3	Average	No./L
Rotifers					
Keratella taurocephala	51	45	48	48	31
Brachionus havanaensis	22	21	26	23	15
Brachionus rubens					
Synchaeta pectinata	0	0	1	0	0.2
Brachionus angularis	2	0	0		
Proalides tentaculatus	18	13	13	15	10
Polyarthra major	0	1	0		
Copepods					
Mesocyclops edax	0	2	0	1	0.4
Paracyclops fimbriatus	9	4	3	5	3
Tropocyclops prasinus					
Diaptomus dorsalis	19	19	25	21	14
Eucyclops agilis					
Immature copepods	137	114	102	118	76
Cladocerans					
Bosmina longirostris					

Zooplankton abundance in Lake Jesup

Date: 3/8/01
Lake: L. Jesup
Station: Solders Creek
Sample Number: 758
Sample Method: 5" net

Species	Average Length (mm)	Number individuals measured
Paracyclops fimbriatus	0.66	30
Proalides tentaculatus	0.11	20
Keratella taurocephala	0.18	20
Brachionus havanaensis	0.23	20
Diaptomus dorsalis	1.14	30

Zooplankton abundance in Lake Jesup

		Sample Liters	Net tow length (ft) if applicable	Liters H2O if 12" net used	Liters H2O if 5" net used
Date:	4/3/01				
Lake:	L. Jesup	135	35	778	135
Station:	Grassy Point				
Sample Number:	755				
Sample Method:	5" net				
SPECIES:	Count #1	Count #2	Count #3	Average	No./L
Rotifers					
Keratella taurocephala	72	68	76	72	53
Brachionus havanaensis	79	73	84	79	58
Brachionus rubens	10	4	6	7	5
Synchaeta pectinata					
Brachionus angularis	11	18	9	13	9
Proalides tentaculatus	7	26	9	14	10
Filina longispina	3	6	4	4	3
Copepods					
Mesocyclops edax	2	4	0	2	1
Paracyclops fimbriatus	4	7	2	4	3
Tropocyclops prasinus					
Diaptomus dorsalis	4	4	3	4	3
Eucyclops agilis					
Immature copepods	45	59	40	48	36
Cladocerans					
Bosmina longirostris					

Zooplankton abundance in Lake Jesup

Date: 4/3/01
Lake: L. Jesup
Station: Grassy Point
Sample Number: 755
Sample Method: 5" net

Species	Average Length (mm)	Number individuals measured
Keratella taurocephala	0.16	20
Brachionus havanaensis	0.26	20
Proalides tentaculatus	0.09	20
Paracyclops fimbriatus	0.62	30
Diaptomus dorsalis	1.14	30

Zooplankton abundance in Lake Jesup

		Sample Liters 154	Net tow length (ft) if applicable 40	Liters H2O if 12" net used 889	Liters H2O if 5" net used 154
Date:	4/3/01				
Lake:	L. Jesup				
Station:	Whites Landing				
Sample Number:	756				
Sample Method:	5" net				
SPECIES:	Count #1	Count #2	Count #3	Average	No./L
Rotifers					
Keratella taurocephala	136	141	136	138	89
Brachionus havanaensis	182	153	138	158	102
Brachionus rubens	0	0	4	1	1
Synchaeta pectinata	0	0	2	0.7	0.4
Brachionus angularis	106	94	87	96	62
Proalides tentaculatus	2	4	3	3	2
Filina longispina	7	7	8	7	5
Copepods					
Mesocyclops edax					
Paracyclops fimbriatus	8	4	2	5	3
Tropocyclops prasinus					
Diaptomus dorsalis	9	8	4	7	5
Eucyclops agilis					
Immature copepods	88	81	59	76	49
Cladocerans					
Bosmina longirostris					
Alona retangula					

Zooplankton abundance in Lake Jesup

Date:
Lake: 4/3/01
Station: L. Jesup
Sample Number: Whites Landing
Sample Method: 756
5" net

Species	Average Length (mm)	Number individuals measured
Brachionus havanaensis	0.25	20
Keratella taurocephala	0.17	20
Brachionus angularis	0.17	20
Diaptomus dorsalis	1.11	30
Paracyclops fimbriatus	0.69	30

Zooplankton abundance in Lake Jesup

Date: 4/3/01
Lake: L. Jesup
Station: Solders Creek
Sample Number: 766
Sample Method: 5" net

Species	Average Length (mm)	Number individuals measured
Keratella taurocephala	0.17	20
Brachionus havanaensis	0.24	20
Brachionus angularis	0.19	20
Paracyclops fimbriatus	0.65	30
Diaptomus dorsalis	0.92	30

Zooplankton abundance in Lake Jesup

	Sample Liters	Net tow length (ft) if applicable	Liters H2O if 12" net used	Liters H2O if 5" net used
Date:	5/1/01			
Lake:	L. Jesup			
Station:	Grassy Point			
Sample Number:	769			
Sample Method:	5" net			
SPECIES:	Count #1	Count #2	Count #3	Average
Rotifers				
Keratella taurocephala	2	10	6	6
Brachionus havanaensis	18	16	30	21
Brachionus rubens				
Synchaeta pectinata				
Brachionus angularis				
Proalides tentaculatus				
Filina longispina				
Copepods				
Mesocyclops edax				
Paracyclops fimbriatus	0	4	4	3
Tropocyclops prasinus				
Diatomus dorsalis	22	10	9	14
Eucyclops agilis				
Immature copepods	53	54	48	52
Cladocerans				
Bosmina longirostris				

Zooplankton abundance in Lake Jesup

Date: 5/1/01
Lake: L. Jesup
Station: Grassy Point
Sample Number: 769
Sample Method: 5" net

Species	Average Length (mm)	Number individuals measured
Keratella taurocephala	0.17	20
Brachionus havanaensis	0.22	20
Paracyclops fimbriatus	0.60	30
Diaptomus dorsalis	0.86	30

Zooplankton abundance in Lake Jesup

		Sample Liters	Net tow length (ft) if applicable	Liters H2O if 12" net used	Liters H2O if 5" net used
Date:	5/1/01	116	30	667	116
Lake:	L. Jesup				
Station:	Whites Landing				
Sample Number:	806				
Sample Method:	5"net				
SPECIES:	Count #1	Count #2	Count #3	Average	No./L
Rotifers					
Keratella taurocephala	58	34	30	41	35
Brachionus havanaensis	778	661	760	733	632
Brachionus rubens					
Synchaeta pectinata					
Brachionus angularis	6	15	12	11	9
Proalides tentaculatus					
Filina longispina	4	2	3	3	2
Copepods					
Mesocyclops edax					
Paracyclops fimbriatus	10	5	6	7	6
Tropocyclops prasinus					
Diaptomus dorsalis	23	20	20	21	18
Eucyclops agilis					
Immature copepods	193	170	173	179	154
Cladocerans					
Bosmina longirostris					
Alona retangula	1	0	1	1	1

Zooplankton abundance in Lake Jesup

Date:
Lake: 5/1/01
Station: L. Jesup
Sample Number: Whites Landing
Sample Method: 806
5" net

Species	Average Length (mm)	Number individuals measured
Brachionus havanaensis	0.24	20
Keratella taurocephala	0.16	20
Brachionus angularis	0.19	20
Diaptomus dorsalis	0.90	30
Paracyclops fimbriatus	0.60	30

Zooplankton abundance in Lake Jesup

		Sample Liters	Net tow length (ft) if applicable	Liters H2O if 12" net used	Liters H2O if 5" net used
Date:	5/1/01				
Lake:	L. Jesup	135	35	778	135
Station:	Solders Creek				
Sample Number:	800				
Sample Method:	5" net				
SPECIES:	Count #1	Count #2	Count #3	Average	No./L
Rotifers					
Keratella taurocephala	16	18	22	19	14
Brachionus havanaensis	1256	839	923	1006	745
Brachionus rubens					
Synchaeta pectinata					
Brachionus angularis	41	34	20	32	23
Proalides tentaculatus	1	0	1	1	0.5
Polyarthra major					
Filina longispina	5	3	2	3	2
Copepods					
Mesocyclops edax					
Paracyclops fimbriatus	3	6	5	5	3
Tropocyclops prasinus					
Diaptomus dorsalis	15	12	12	13	10
Eucyclops agilis					
Immature copepods	121	98	173	131	97
Cladocerans					
Bosmina longirostris					

Zooplankton abundance in Lake Jesup

Date: 5/1/01
Lake: L. Jesup
Station: Solders Creek
Sample Number: 800
Sample Method: 5" net

Species	Average Length (mm)	Number individuals measured
<i>Keratella taurocephala</i>	0.24	20
<i>Brachionus havanaensis</i>	0.25	20
<i>Brachionus angularis</i>	0.18	20
<i>Diaptomus dorsalis</i>	1.04	30

Zooplankton abundance in Lake Jesup

		Sample Liters 135	Net tow length (ft) if applicable 35	Liters H2O if 12" net used 778	Liters H2O if 5" net used 135
Date:	6/5/01				
Lake:	L. Jesup				
Station:	Grassy Point				
Sample Number:	784				
Sample Method:	5" net				
SPECIES:	Count #1	Count #2	Count #3	Average	No./L
Rotifers					
Keratella taurocephala	11	8	12	10	8
Brachionus havanaensis	843	779	808	810	600
Brachionus rubens					
Synchaeta pectinata					
Brachionus angularis	90	114	124	109	81
Proalides tentaculatus					
Polyartha major					
Conochiloides exiguus	1	0	3	1	1
Filina longispina	5	4	5	5	3
Copepods					
Mesocyclops edax					
Paracyclops fimbriatus	0	3	0	1	1
Tropocyclops prasinus					
Diaptomus dorsalis	1	2	0	1	1
Eucyclops agilis					
Immature copepods	68	52	53	58	43
Cladocerans					
Bosmina longirostris					

Zooplankton abundance in Lake Jesup

Date: 6/5/01
Lake: L. Jesup
Station: Grassy Point
Sample Number: 784
Sample Method: 5" net

Species	Average Length (mm)	Number individuals measured
Keratella taurocephala	0.15	20
Brachionus havanaensis	0.19	20
Brachionus angularis	0.15	20

Zooplankton abundance in Lake Jesup

	Sample Liters 135	Net tow length (ft) if applicable 35	Liters H2O if 12" net used 778	Liters H2O if 5" net used 135	
Date:	6/5/01				
Lake:	L. Jesup				
Station:	Whites Landing				
Sample Number:	773				
Sample Method:	5"net				
SPECIES:	Count #1	Count #2	Count #3	Average	
				No./L	
Rotifers					
Keratella taurocephala	15	7	8	10	7
Brachionus havanaensis	339	292	277	303	224
Brachionus rubens					
Synchaeta pectinata					
Brachionus angularis	158	139	136	144	107
Proalides tentaculatus	2	1	1	1	1
Filina longispina					
Conochiloides exiguus	6	9	11	9	6
Copepods					
Mesocyclops edax					
Paracyclops fimbriatus	2	4	1	2	2
Tropocyclops prasinus					
Diaptomus dorsalis					
Eucyclops agilis					
Immature copepods	90	86	79	85	63
Cladocerans					
Bosmina longirostris					
Alona retangula					

Zooplankton abundance in Lake Jesup

Date:
Lake: 6/5/01
Station: L. Jesup
Sample Number: Whites Landing
Sample Method: 773
5" net

Species	Average Length (mm)	Number individuals measured
Brachionus havanaensis	0.22	20
Keratella taurocephala	0.16	20
Brachionus angularis	0.18	20

Zooplankton abundance in Lake Jesup

		Sample Liters 135	Net tow length (ft) if applicable 35	Liters H2O if 12" net used 778	Liters H2O if 5" net used 135
Date:	6/5/01				
Lake:	L. Jesup				
Station:	Solders Creek				
Sample Number:	795				
Sample Method:	5" net				
SPECIES:	Count #1	Count #2	Count #3	Average	No./L
Rotifers					
Keratella taurocephala	4	2	4	3	2
Brachionus havanaensis	842	804	903	850	629
Brachionus rubens					
Synchaeta pectinata					
Brachionus angularis	12	12	11	12	9
Proalides tentaculatus					
Polyarthra major					
Filina longispina	3	0	2	2	1
Conochiloides exiguus	6	5	6	6	4
Copepods					
Mesocyclops edax					
Paracyclops fimbriatus	2	0	1	1	1
Tropocyclops prasinus					
Diaptomus dorsalis					
Eucyclops agilis					
Immature copepods	106	77	70	84	62
Cladocerans					
Bosmina longirostris					

Zooplankton abundance in Lake Jesup

Date: 6/5/01
Lake: L. Jesup
Station: Solders Creek
Sample Number: 795
Sample Method: 5" net

Species	Average Length (mm)	Number individuals measured
Brachionus havanaensis	0.21	20
Brachionus angularis	0.18	20
Conochiloides exiguus	0.21	20

Zooplankton abundance in Lake Jesup

		Sample Liters	Net tow length (ft) if applicable	Liters H2O if 12" net used	Liters H2O if 5" net used
Date:	7/3/01				
Lake:	L. Jesup	135	35	778	135
Station:	Grassy Point				
Sample Number:	798				
Sample Method:	5" net				
SPECIES:	Count #1	Count #2	Count #3	Average	No./L
Rotifers					
Keratella taurocephala	34	43	39	39	29
Brachionus havanaensis	467	337	371	392	290
Brachionus rubens					
Synchaeta pectinata					
Brachionus angularis	240	209	222	224	166
Proalides tentaculatus					
Polyartha major					
Conochiloides exiguus					
Brachionus calyciflorus	9	17	6	11	8
Asplanchna herricki	1	0	0	0.3	0.2
Filina longispina	0	2	1	1	1
Copepods					
Mesocyclops edax					
Paracyclops fimbriatus	16	5	10	10	8
Tropocyclops prasinus					
Diaptomus dorsalis	0	2	1	1	1
Eucyclops agilis					
Immature copepods	40	52	49	47	35
Cladocerans					
Bosmina longirostris					

Zooplankton abundance in Lake Jesup

Date: 7/3/01
Lake: L. Jesup
Station: Grassy Point
Sample Number: 798
Sample Method: 5" net

Species	Average Length (mm)	Number individuals measured
Keratella taurocephala	0.15	20
Brachionus havanaensis	0.20	20
Brachionus angularis	0.17	20
Paracyclops fimbriatus	0.71	30

Zooplankton abundance in Lake Jesup

		Sample Liters	Net tow length (ft) if applicable	Liters H2O if 12" net used	Liters H2O if 5" net used
Date:	7/3/01	154	40	889	154
Lake:	L. Jesup				
Station:	Whites Landing				
Sample Number:	790				
Sample Method:	5"net				
SPECIES:	Count #1	Count #2	Count #3	Average	No./L
Rotifers					
Keratella taurocephala	18	16	20	18	12
Keratella cochlearis	22	24	27	24	16
Brachionus havanaensis	634	646	631	637	414
Brachionus rubens					
Synchaeta pectinata					
Brachionus angularis	358	348	364	357	232
Proalides tentaculatus					
Filina longispina					
Conochiloides exiguus	0	2	1	1	1
Asplanchna herricki	2	5	4	4	2
Brachionus calyciflorus	2	4	4	3	2
Copepods					
Mesocyclops edax					
Paracyclops fimbriatus	8	8	7	8	5
Tropocyclops prasinus					
Diaptomus dorsalis	5	11	10	9	6
Eucyclops agilis					
Immature copepods	104	88	79	90	59
Cladocerans					
Bosmina longirostris					
Alona retangula					

Zooplankton abundance in Lake Jesup

Date:
Lake: 7/3/01
Station: L. Jesup
Sample Number: Whites Landing
Sample Method: 790
5" net

Species	Average Length (mm)	Number individuals measured
Brachionus havanaensis	0.23	20
Brachionus angularis	0.18	20
Diaptomus dorsalis	0.98	30
Paracyclops fimbriatus	0.71	30

Zooplankton abundance in Lake Jesup

Date:	7/3/01	Sample Liters	Net tow length (ft) if applicable	Liters H2O if 12" net used	Liters H2O if 5" net used
Lake:	L. Jesup	154	40	889	154
Station:	Solders Creek				
Sample Number:	799				
Sample Method:	5" net				
SPECIES:	Count #1	Count #2	Count #3	Average	No./L
Rotifers					
Keratella taurocephala	57	52	48	52	34
Brachionus havanaensis	522	629	678	610	396
Brachionus rubens					
Synchaeta pectinata					
Brachionus angularis	271	308	313	297	193
Proalides tentaculatus	0	0	2	1	0.4
Polyarthra major					
Filina longispina	2	1	4	2	2
Brachionus calicyflorus	6	5	7	6	4
Asplanchna herricki	2	3	3	3	2
Conochiloides exiguus	0	0	2	1	0.4
Copepods					
Mesocyclops edax	2	0	1	1	1
Paracyclops fimbriatus	3	5	3	4	2
Tropocyclops prasinus					
Diaptomus dorsalis	4	5	5	5	3
Eucyclops agilis					
Immature copepods	102	111	108	107	69
Cladocerans					
Bosmina longirostris					
Alona rectangulara	1	3	2	2	1

Zooplankton abundance in Lake Jesup

Date: 7/3/01
Lake: L. Jesup
Station: Solders Creek
Sample Number: 799
Sample Method: 5" net

Species	Average Length (mm)	Number individuals measured
Brachionus havanaensis	0.23	20
Brachionus angularis	0.18	20

Zooplankton abundance in Lake Jesup

	Sample Liters	Net tow length (ft) if applicable	Liters H2O if 12" net used	Liters H2O if 5" net used
Date:	8/7/01			
Lake:	L. Jesup			
Station:	Grassy Point			
Sample Number:	779			
Sample Method:	5" net			
SPECIES:	Count #1	Count #2	Count #3	Average
				No./L
Rotifers				
Keratella taurocephala	18	20	15	18
Brachionus havanaensis	225	193	182	200
Brachionus rubens				
Synchaeta pectinata				
Brachionus angularis	19	27	24	23
Proalides tentaculatus	5	1	3	3
Polyartha major				
Conochiloides exiguus				
achionus calyciflorus anuraeiformis				
Asplanchna herricki				
Filina longispina	2	5	3	3
Copepods				
Mesocyclops edax	1	0	0	0
Paracyclops fimbriatus	0	2	3	2
Tropocyclops prasinus				
Diaptomus dorsalis	12	7	4	8
Eucyclops agilis				
Immature copepods	103	88	81	91
Cladocerans				
Bosmina longirostris				

Zooplankton abundance in Lake Jesup

Date: 8/7/01
Lake: L. Jesup
Station: Grassy Point
Sample Number: 779
Sample Method: 5" net

Species	Average Length (mm)	Number individuals measured
<i>Keratella taurocephala</i>	0.15	20
<i>Brachionus havanaensis</i>	0.21	20
<i>Brachionus angularis</i>	0.18	20
<i>Diaptomus dorsalis</i>	1.03	30

Zooplankton abundance in Lake Jesup

		Sample Liters	Net tow length (ft) if applicable	Liters H2O if 12" net used	Liters H2O if 5" net used
Date:	8/7/01	154	40	889	154
Lake:	L. Jesup				
Station:	Whites Landing				
Sample Number:	772				
Sample Method:	5" net				
SPECIES:	Count #1	Count #2	Count #3	Average	No./L
Rotifers					
Keratella taurocephala	12	22	19	18	11
Keratella cochlearis					
Brachionus havanaensis	80	106	101	96	62
Brachionus rubens					
Synchaeta pectinata					
Brachionus angularis	20	25	24	23	15
Proalides tentaculatus	2	2	1	2	1
Filina longispina					
Conochiloides exiguus	2	0	0	1	0.4
Asplanchna herricki					
Brachionus calicyflorus	1	6	5	4	2.6
Copepods					
Mesocyclops edax					
Paracyclops fimbriatus	4	3	4	4	2
Tropocyclops prasinus					
Diaptomus dorsalis	7	3	4	5	3
Eucyclops agilis					
Immature copepods	117	139	126	127	83
Cladocerans					
Bosmina longirostris					
Alona retangula					

Zooplankton abundance in Lake Jesup

Date:
Lake: 8/7/01
Station: L. Jesup
Sample Number: Whites Landing
Sample Method: 772
5" net

Species	Average Length (mm)	Number individuals measured
Brachionus havanaensis	0.20	20
Keratella taurocephala	0.16	20
Brachionus angularis	0.21	20
Paracyclops fimbriatus	0.70	30

Zooplankton abundance in Lake Jesup

		Sample Liters	Net tow length (ft) if applicable	Liters H2O if 12" net used	Liters H2O if 5" net used
Date:	8/7/01				
Lake:	L. Jesup	154	40	889	154
Station:	Solders Creek				
Sample Number:	776				
Sample Method:	5" net				
SPECIES:		Count #1	Count #2	Average	No./L
Rotifers					
Keratella taurocephala		2	2	3	2
Brachionus havanaensis		53	41	35	23
Brachionus rubens					
Synchaeta pectinata					
Brachionus angularis		29	33	31	20
Proalides tentaculatus		0	0	1	0.4
Polyarthra major					
Filina longispina		2	0	1	1
Brachionus calicyflorus		20	11	13	8
Asplanchna herricki					
Conochiloides exiguus		0	0	1	0.4
Copepods					
Mesocyclops edax					
Paracyclops fimbriatus		2	0	1	1
Tropocyclops prasinus					
Diaptomus dorsalis		5	3	4	2
Eucyclops agilis					
Immature copepods		60	72	66	43
Cladocerans					
Bosmina longirostris					
Alona rectangula					

Zooplankton abundance in Lake Jesup

Date: 8/7/01
Lake: L. Jesup
Station: Solders Creek
Sample Number: 776
Sample Method: 5" net

Species	Average Length (mm)	Number individuals measured
Brachionus havanaensis	0.19	20
Brachionus angularis	0.18	20
Brachionus calicyflorus	0.22	20

Zooplankton abundance in Lake Jesup

Date:	9/4/01	Sample Liters 154	Net tow length (ft) if applicable 40	Liters H2O if 12" net used 889	Liters H2O if 5" net used 154
Lake:	L. Jesup				
Station:	Grassy Pt.				
Sample Number:	794				
Sample Method:	5"net				
SPECIES:	Count #1	Count #2	Count #3	Average	No./L
Rotifers					
Keratella taurocephala	59	61	52	57	37
Keratella cochlearis					
Brachionus havanaensis	688	713	673	691	449
Brachionus rubens					
Synchaeta pectinata					
Brachionus angularis	187	208	198	198	128
Proalides tentaculatus	9	7	4	7	4
Filina longispina	14	7	9	10	6
Conochiloides exiguus	10	5	10	8	5
Asplanchna herricki					
Brachionus calicyflorus	26	13	18	19	12
Copepods					
Mesocyclops edax					
Paracyclops fimbriatus	7	7	4	6	4
Tropocyclops prasinus					
Diaptomus dorsalis	13	6	5	8	5
Eucyclops agilis					
Immature copepods	110	93	128	110	72
Cladocerans					
Bosmina longirostris					
Alona retangula					

Zooplankton abundance in Lake Jesup

Date:
Lake: 9/4/01
Station: L. Jesup
Sample Number: Grassy Pt.
Sample Method: 794
5" net

Species	Average Length (mm)	Number individuals measured
Brachionus havanaensis	0.24	20
Keratella taurocephala	0.16	20
Brachionus angularis	0.17	20
Paracyclops fimbriatus	0.68	30
Diaptomus dorsalis	0.93	30

Zooplankton abundance in Lake Jesup

		Sample Liters	Net tow length (ft) if applicable	Liters H2O if 12" net used	Liters H2O if 5" net used	
Date:	9/4/01					
Lake:	L. Jesup	154	40	889	154	
Station:	Whites Landing					
Sample Number:	781					
Sample Method:	5" net					
SPECIES:		Count #1	Count #2	Count #3	Average	No./L
Rotifers						
Keratella taurocephala		35	26	29	30	19
Brachionus havanaensis		65	41	62	56	36
Brachionus rubens						
Synchaeta pectinata						
Brachionus angularis		61	50	58	56	37
Proalides tentaculatus		2	6	5	4	3
Polyartha major						
Conochiloides exiguus		11	4	8	8	5
Brachionus calyciflorus		21	18	18	19	12
Asplanchna herricki						
Filina longispina						
Copepods						
Mesocyclops edax						
Paracyclops fimbriatus		6	2	3	4	2
Tropocyclops prasinus						
Diaptomus dorsalis		4	7	5	5	3
Eucyclops agilis						
Immature copepods		74	72	77	74	48
Cladocerans						
Bosmina longirostris						

Zooplankton abundance in Lake Jesup

Date: 9/4/01
Lake: L. Jesup
Station: Whites Landing
Sample Number: 781
Sample Method: 5" net

Species	Average Length (mm)	Number individuals measured
<i>Keratella taurocephala</i>	0.16	20
<i>Brachionus havanaensis</i>	0.24	20
<i>Brachionus angularis</i>	0.16	20
<i>Paracyclops fimbriatus</i>	0.62	30
<i>Diaptomus dorsalis</i>	0.92	30

Zooplankton abundance in Lake Jesup

		Sample Liters	Net tow length (ft) if applicable	Liters H2O if 12" net used	Liters H2O if 5" net used
Date:	9/4/01				
Lake:	L. Jesup	154	40	889	154
Station:	Solders Creek				
Sample Number:	774				
Sample Method:	5" net				
SPECIES:					
	Count #1	Count #2	Count #3	Average	No./L
Rotifers					
Keratella taurocephala	7	7	10	8	5
Brachionus havanaensis	119	94	113	109	71
Brachionus rubens					
Synchaeta pectinata					
Brachionus angularis	22	24	21	22	15
Proalides tentaculatus	3	0	2	2	1.1
Polyarthra major					
Filina longispina	3	0	0	1	0.6
Brachionus calicyflorus	16	13	15	15	10
Asplanchna herricki					
Conochiloides exiguus	2	2	1	2	1.1
Asplanchna priodonta	1	2	1	1	0.9
Copepods					
Mesocyclops edax					
Paracyclops fimbriatus	2	0	1	1	0.6
Tropocyclops prasinus					
Diaptomus dorsalis					
Eucyclops agilis					
Immature copepods	43	40	39	41	26
Gladocerans					
Bosmina longirostris					
Alona rectangulara					

Zooplankton abundance in Lake Jesup

Date: 9/4/01
Lake: L. Jesup
Station: Solders Creek
Sample Number: 774
Sample Method: 5" net

Species	Average Length (mm)	Number individuals measured
Brachionus havanaensis	0.22	20
Brachionus angularis	0.18	20
Brachionus calicyflorus	0.26	20

Zooplankton abundance in Lake Jesup

		Sample Liters	Net tow length (ft) if applicable	Liters H2O if 12" net used	Liters H2O if 5" net used
Date:	10/2/01	135	35	778	135
Lake:	L. Jesup				
Station:	Grassy Pt.				
Sample Number:	786				
Sample Method:	5"net				
SPECIES:	Count #1	Count #2	Count #3	Average	No./L
Rotifers					
Keratella taurocephala	12	12	14	13	9.4
Keratella cochlearis					
Brachionus havanaensis	2	6	4	4	3.0
Brachionus rubens					
Synchaeta pectinata					
Brachionus angularis	0	2	4	2	1.5
Proalides tentaculatus					
Filina longispina	0	2	0	1	0.5
Conochiloides exiguus	2	2	0	1	1.0
Asplanchna herricki	1	0	0	0	0.2
Brachionus calicyflorus					
Copepods					
Mesocyclops edax					
Paracyclops fimbriatus	4	6	6	5	4.0
Tropocyclops prasinus	2	0	0	1	0.5
Diaptomus dorsalis	26	14	10	17	12.3
Eucyclops agilis					
Immature copepods	44	66	64	58	43.0
Cladocerans					
Bosmina longispina					
Alona retangula					

Zooplankton abundance in Lake Jesup

Date:
Lake: 10/2/01
Station: L. Jesup
Sample Number: Grassy Pt.
Sample Method: 786
5" net

Species	Average Length (mm)	Number individuals measured
Keratella taurocephala	0.16	20
Brachionus havanaensis	0.18	20
Paracyclops fimbriatus	0.61	30
Diaptomus dorsalis	0.91	30

Zooplankton abundance in Lake Jesup

		Sample Liters	Net tow length (ft) if applicable	Liters H2O if 12" net used	Liters H2O if 5" net used	
Date:	10/2/01					
Lake:	L. Jesup	135	35	778	135	
Station:	Whites Landing					
Sample Number:	764					
Sample Method:	5" net					
SPECIES:		Count #1	Count #2	Count #3	Average	
					No./L	
Rotifers						
Keratella taurocephala		10	12	16	13	9.4
Brachionus havanaensis		12	14	12	13	9.4
Brachionus rubens						
Synchaeta pectinata						
Brachionus angularis		14	20	20	18	13.3
Proalides tentaculatus		2	6	0	3	2.0
Polyarthra major						
Conochiloides exiguus						
Brachionus calyciflorus		0	0	2	1	0.5
Asplanchna herricki						
Filina longispina						
Copepods						
Mesocyclops edax						
Paracyclops fimbriatus		4	6	0	3	2.5
Tropocyclops prasinus		0	2	0	1	0.5
Diaptomus dorsalis		8	6	4	6	4.4
Eucyclops agilis						
Immature copepods		74	60	28	54	40.0
Cladocerans						
Bosmina longispina						

Zooplankton abundance in Lake Jesup

Date: 10/2/01
Lake: L. Jesup
Station: Whites Landing
Sample Number: 764
Sample Method: 5" net

Species	Average Length (mm)	Number individuals measured
Keratella taurocephala	0.17	20
Brachionus havanaensis	0.22	20
Brachionus angularis	0.17	20
Paracyclops fimbriatus	0.63	30
Diaptomus dorsalis	0.85	30

Zooplankton abundance in Lake Jesup

		Sample Liters 135	Net tow length (ft) if applicable 35	Liters H2O if 12" net used 778	Liters H2O if 5" net used 135
Date:	10/2/01				
Lake:	L. Jesup				
Station:	Solders Creek				
Sample Number:	738				
Sample Method:	5" net				
SPECIES:	Count #1	Count #2	Count #3	Average	No./L
Rotifers					
Keratella taurocephala	14	22	20	19	13.8
Brachionus havanaensis	22	22	42	29	21.2
Brachionus rubens					
Synchaeta pectinata					
Brachionus angularis	28	26	40	31	23.2
Proalides tentaculatus					
Polyarthra major					
Filina longispina					
Brachionus calicyflorus					
Asplanchna herricki					
Conochiloides exiguus	2	0	0	1	0.5
Asplanchna priodonta					
Lecane luna	0	0	1	0	0.2
Copepods					
Mesocyclops edax					
Paracyclops fimbriatus	6	2	2	3	2.5
Tropocyclops prasinus					
Diaptomus dorsalis	2	8	8	6	4.4
Eucyclops agilis					
Immature copepods	78	82	94	85	62.7
Cladocerans					
Bosmina longispina					
Alona rectangula					

Zooplankton abundance in Lake Jesup

Date: 10/2/01
Lake: L. Jesup
Station: Solders Creek
Sample Number: 738
Sample Method: 5" net

Species	Average Length (mm)	Number individuals measured
Keratella taurocephala	0.16	20
Brachionus havanaensis	0.22	20
Brachionus angularis	0.18	20
Paracyclops fimbriatus	0.56	30
Diaptomus dorsalis	0.90	30

Zooplankton abundance in Lake Jesup

Date:	11/8/01	Sample Liters	Net tow length (ft) if applicable	Liters H2O if 12" net used	Liters H2O if 5" net used
Lake:	L. Jesup	154	40	889	154
Station:	Grassy Pt.				
Sample Number:	846				
Sample Method:	5" net				
SPECIES:	Count #1	Count #2	Count #3	Average	No./L
Rotifers					
Keratella taurocephala	28	21	16	22	14.1
Keratella cochlearis					
Brachionus havanaensis	18	25	20	21	13.6
Brachionus rubens					
Synchaeta pectinata					
Brachionus angularis	0	0	1	0	0.2
Proalides tentaculatus	0	5	4	3	1.9
Filina longispina					
Conochiloides exiguus	1	2	2	2	1.1
Asplanchna herricki					
Brachionus calicyflorus					
Platytias patulas	14	12	18	15	9.5
Copepods					
Mesocyclops edax					
Paracyclops fimbriatus	8	7	6	7	4.5
Tropocyclops prasinus	2	0	2	1	0.9
Diaptomus dorsalis	18	21	26	22	14.1
Eucyclops agilis					
Immature copepods	156	140	188	161	104.8
Cladocerans					
Bosmina longispina	4	1	2	2	1.5
Alona retangula					

Zooplankton abundance in Lake Jesup

Date:
Lake: 11/8/01
Station: L. Jesup
Sample Number: Grassy Pt.
Sample Method: 846
5" net

Species	Average Length (mm)	Number individuals measured
Brachionus havanaensis	0.25	20
Keratella taurocephala	0.16	20
Platytias patulus	0.21	20
Paracyclops fimbriatus	0.62	30
Diaptomus dorsalis	0.84	30

Zooplankton abundance in Lake Jesup

		Sample Liters	Net tow length (ft) if applicable	Liters H2O if 12" net used	Liters H2O if 5" net used
Date:	11/8/01				
Lake:	L. Jesup	154	40	889	154
Station:	Whites Landing				
Sample Number:	843				
Sample Method:	5" net				
SPECIES:	Count #1	Count #2	Count #3	Average	No./L
Rotifers					
Keratella taurocephala	11	12	12	12	7.6
Brachionus havanaensis	38	37	31	35	22.9
Brachionus rubens					
Synchaeta pectinata					
Brachionus angularis	0	0	2	1	0.4
Proalides tentaculatus					
Polyartha major					
Conochiloides exiguus					
Brachionus calyciflorus					
Asplanchna herricki					
Filina longispina					
Platylabus patulus	33	39	36	36	23.4
Copepods					
Mesocyclops edax					
Paracyclops fimbriatus	6	3	0	3	1.9
Tropocyclops prasinus	2	0	0	1	0.4
Diaptomus dorsalis	13	11	18	14	9.1
Eucyclops agilis					
Immature copepods	146	139	182	156	101.1
Cladocerans					
Bosmina longispina	2	0	2	1	0.9

Zooplankton abundance in Lake Jesup

Date: 11/8/01
Lake: L. Jesup
Station: Whites Landing
Sample Number: 843
Sample Method: 5" net

Species	Average Length (mm)	Number individuals measured
Keratella taurocephala	0.18	20
Brachionus havanaensis	0.26	20
Platylabus patulus	0.21	20
Diaptomus dorsalis	0.98	30

Zooplankton abundance in Lake Jesup

		Sample Liters 154	Net tow length (ft) if applicable 40	Liters H2O if 12" net used 889	Liters H2O if 5" net used 154	
Date:	11/8/01					
Lake:	L. Jesup					
Station:	Solders Creek					
Sample Number:	837					
Sample Method:	5" net					
SPECIES:		Count #1	Count #2	Count #3	Average	No./L
Rotifers						
Keratella taurocephala	6	10	2	6	3.9	
Brachionus havanaensis	0	0	8	3	1.7	
Brachionus rubens						
Synchaeta pectinata						
Brachionus angularis	0	0	2	1	0.4	
Proalides tentaculatus						
Polyarthra major						
Filina longispina						
Brachionus calicyflorus						
Asplanchna herricki						
Conochiloides exiguus						
Asplanchna priodonta						
Lecane luna						
Platylabus patulus	0	3	4	2	1.5	
Copepods						
Mesocyclops edax						
Paracyclops fimbriatus	4	6	8	6	3.9	
Tropocyclops prasinus			2	2	1.3	
Diaptomus dorsalis	42	32	16	30	19.5	
Eucyclops agilis						
Immature copepods	130	168	166	155	100.4	
Cladocerans						
Bosmina longispina	0	2	2	1	0.9	
Alona rectangularis						

Zooplankton abundance in Lake Jesup

Date: 11/8/01
Lake: L. Jesup
Station: Solders Creek
Sample Number: 837
Sample Method: 5" net

Species	Average Length (mm)	Number individuals measured
Keratella taurocephala	0.18	20
Brachionus havanaensis	0.26	20
Diaptomus dorsalis	0.97	30
Paracyclops fimbriatus	0.61	30

Zooplankton abundance in Lake Jesup

Date:	12/2/01	Sample Liters	Net tow length (ft) if applicable	Liters H2O if 12" net used	Liters H2O if 5" net used
Lake:	L. Jesup	154	40	889	154
Station:	Grassy Pt.				
Sample Number:	841				
Sample Method:	5" net				
SPECIES:	Count #1	Count #2	Count #3	Average	No./L
Rotifers					
Keratella taurocephala	101	78	85	88	57.1
Keratella cochlearis					
Brachionus havanaensis	2	6	2	3	2.2
Brachionus rubens					
Synchaeta pectinata					
Brachionus angularis					
Proalides tentaculatus					
Filina longispina	0	2	0	1	0.6
Conochiloides exiguus					
Asplanchna herricki					
Brachionus calicyflorus					
Platylas patulas	756	784	731	758	491.9
Polyarthra major	4	2	2	2	1.3
Copepods					
Mesocyclops edax					
Paracyclops fimbriatus	2	8	2	5	3.2
Tropocyclops prasinus					
Diaptomus dorsalis	4	4	1	3	1.6
Eucyclops agilis					
Immature copepods	107	151	131	141	91.6
Cladocerans					
Bosmina longispina	26	34	20	27	17.5
Alona retangula					

Zooplankton abundance in Lake Jesup

Date: 12/2/01
Lake: L. Jesup
Station: Grassy Pt.
Sample Number: 841
Sample Method: 5" net

Species	Average Length (mm)	Number individuals measured
<i>Keratella taurocephala</i>	0.18	20
<i>Platylabus patulus</i>	0.18	20
<i>Paracyclops fimbriatus</i>	0.56	30
<i>Diaptomus dorsalis</i>	0.93	30
<i>Bosmina longispina</i>	0.38	30

Zooplankton abundance in Lake Jesup

		Sample Liters	Net tow length (ft) if applicable	Liters H2O if 12" net used	Liters H2O if 5" net used
Date:	12/2/01				
Lake:	L. Jesup	154	40	889	154
Station:	Whites Landing				
Sample Number:	838				
Sample Method:	5" net				
SPECIES:		Count #1	Count #2	Count #3	Average
					No./L
Rotifers					
Keratella taurocephala		42	82	62	40.3
Brachionus havanaensis		2	2	2	1.3
Brachionus rubens					
Synchaeta pectinata					
Brachionus angularis					
Proalides tentaculatus					
Polyartha major					
Conochiloides exiguus					
Brachionus calyciflorus					
Asplanchna herricki					
Filina longispina					
Platyias patulus		666	554	610	396.1
Copepods					
Mesocyclops edax					
Paracyclops fimbriatus					
Tropocyclops prasinus					
Diaptomus dorsalis					
Eucyclops agilis					
Immature copepods		96	106	101	65.6
Cladocerans					
Bosmina longispina		8	18	13	8.4

Zooplankton abundance in Lake Jesup

Date: 12/2/01
Lake: L. Jesup
Station: Whites Landing
Sample Number: 838
Sample Method: 5" net

Species	Average Length (mm)	Number individuals measured
Keratella taurocephala	0.17	20
Platyas patulus	0.18	20
Bosmina longispina	0.33	30

Zooplankton abundance in Lake Jesup

Date:	12/2/01	Sample Liters	Net tow length (ft) if applicable	Liters H2O if 12" net used	Liters H2O if 5" net used
Lake:	L. Jesup	95	40	889	154
Station:	Solders Creek				
Sample Number:	840				
Sample Method:	Kemmerer				
SPECIES:	Count #1	Count #2	Count #3	Average	No./L
Rotifers					
Keratella taurocephala	8	10	2	7	7.0
Keratella cochlearis					
Brachionus havanaensis					
Brachionus rubens					
Synchaeta pectinata					
Brachionus angularis					
Proalides tentaculatus	0	0	2	1	0.7
Filina longispina					
Conochiloides exiguus					
Asplanchna herricki					
Brachionus calicyflorus					
Platylabus patulus	42	36	44	41	42.8
Copepods					
Mesocyclops edax					
Paracyclops fimbriatus					
Tropocyclops prasinus					
Diaptomus dorsalis					
Eucyclops agilis					
Immature copepods	10	16	14	13	14.0
Cladocerans					
Bosmina longispina	2	4	4	3	3.5
Alona retangula					

Zooplankton abundance in Lake Jesup

Date: 12/2/01
Lake: L. Jesup
Station: Solders Creek
Sample Number: 840
Sample Method: Kemmerer

Species	Average Length (mm)	Number individuals measured
Keratella taurocephala	0.16	20
Platytas patulus	0.17	20

Appendix II

Identification and enumeration data for mid-lake and river sampling stations in Lake Washington, January - December, 2001.

Zooplankton abundance in Lake Washington

	Sample Liters	Net tow length (ft) if applicable	Liters H2O if 12" net used	Liters H2O if 5" net used	
Date:	1/18/01				
Lake:	L. Washington	1689	76	1689	
Station:	Lake				
Sample Number:	788				
Sample Method:	12" dia. net				
SPECIES:	Count #1	Count #2	Count #3	Average	No./L
Rotifers					
Polyartha major	70	49	43	54	3.2
Conociloides exigus	1	0	0	0	0.02
Synchaeta pectinata	135	165	148	149	8.8
Keratella cochlearis	0	2	1	1	0.1
Testudinella patina	0	0	17	6	0.3
Notholca acuminata	0	0	1	0	0.02
Lecane luna					
Lepadela ovalis					
Asplanchna heriicki					
Keratella taurocephala					
Brachionus havanaensis					
Synchaeta pectinata					
Polyartha sp	23	59	92	58	3.4
Bdelloidea sp					
Copepods					
Tropocyclops prasinus	123	90	68	94	5.5
Diaptomus dorsalis	35	35	19	30	1.8
Paracyclops fimbriatus	20	20	21	20	1.2
Mesocyclops edax	2	2	0	1	0.1
Acanthocyclops vernalis (?)					
Eucyclops agilis					
immature copepods	90	111	115	105	6.2
Cladocerans					
Daphnia ambigua	3	6	6	5	0.3
Diaphanosoma brachyurum	3	1	2	2	0.1
Bosmina longispina	3	4	4	4	0.2
Alona rectangula	0	0	1	0	0.02

Zooplankton abundance in Lake Washington

Date: 1/18/01
Lake: L. Washington
Station: Lake
Sample Number: 788
Sample Method: 12" dia. net

Species	Average Length (mm)	Number individuals measured
Synchaeta pectinata	0.16	14
Polyartha major	0.18	14
Polyartha sp	0.20	14
Daphnia ambigua	1.25	17
Diaphanosoma brachyurum	0.62	2
Bosmina longispina	0.54	20
Tropocyclops prasinus	0.60	20
Diaptomus dorsalis	1.28	20
Paracyclops fimbriatus	0.73	20

Zooplankton abundance in Lake Washington

	Sample Liters	Net tow length (ft) if applicable	Liters H2O if 12" net used	Liters H2O if 5" net used	
Date:	1/18/01				
Lake:	L. Washington	1111	1111	193	
Station:	river				
Sample Number:	760				
Sample Method:	12" dia. net				
SPECIES:	Count #1	Count #2	Count #3	Average	No./L
Rotifers					
Polyartha major	31	27	22	27	2.4
Conociloides exigus					
Synchaeta pectinata	1874	2254	1695	1941	175
Keratella cochlearis	5	0	1	2	0.18
Testudinella patina					
Notholca acuminata	35	29	42	35	3.2
Lecane luna	1	0	0	0.3	0.03
Lepadela ovalis	0	2	0	1	0.06
Asplanchna heriicki	0	13	3	5	0.48
Keratella taurocephala	0	4	2	2	0.2
Brachionus havanaensis	0	0	1	0.3	0.03
Synchaeta pectinata					
Polyartha sp	1	0	0	0.3	0.03
Bdelloidea sp					
Lecane ludwigi					
Lecane sverigis					
Copepods					
Tropocyclops prasinus	0	0	1	0.3	0.03
Diaptomus dorsalis	0	4	2	2.0	0.2
Paracyclops fimbriatus	40	27	22	29.7	3
Mesocyclops edax					
Acanthocyclops vernalis (?)					
Eucyclops agilis					
Ergasilus chautaugnaensis					
immature copepods	78	88	88	84.7	8
Cladocerans					
Daphnia ambigua	0	1	0	0.3	0.03
Diaphanosoma brachyurum					
Bosmina longispina	1	1	0	0.7	0.1
Alona rectangula	0	2	1	1.0	0.1

Zooplankton abundance in Lake Washington

Date: 1/18/01
Lake: L. Washington
Station: river
Sample Number: 760
Sample Method: 12" dia. net

Species	Average Length (mm)	Number individuals measured
Synchaeta pectinata	0.24	20
Polyarthra major	0.17	20
Notholca acuminata	0.22	20
Diaptomus dorsalis	1.32	20
Paracyclops filmbriatus	0.66	20

Zooplankton abundance in Lake Washington

		Sample Liters	Net tow length (ft) if applicable	Liters H2O if 12" net used	Liters H2O if 5" net used
Date:	2/20/01				
Lake:	L. Washington	1334	60	1334	232
Station:	Lake				
Sample Number:	736				
Sample Method:	12" dia. net				
SPECIES:	Count #1	Count #2	Count #3	Average	No./L
Rotifers					
Polyartha major	12	41	33	29	2.1
Conociloides exigus					
Synchaeta pectinata					
Keratella cochlearis					
Testudinella patina					
Notholca acuminata					
Lecane luna					
Lepadela ovalis					
Asplanchna heriicki					
Keratella taurocephala					
Brachionus havanaensis					
Synchaeta pectinata					
Polyartha sp					
Bdelloidea sp	1	0	0	0	0.02
Copepods					
Tropocyclops prasinus	106	92	83	94	7.0
Diaptomus dorsalis	77	80	76	78	5.8
Paracyclops fimbriatus	27	73	94	65	4.8
Mesocyclops edax	45	68	55	56	4.2
Acanthocyclops vernalis (?)	2	0	0	1	0.05
Eucyclops agilis	1	0	0	0	0.02
immature copepods	280	291	362	311	23.3
Cladocerans					
Daphnia ambigua	180	231	224	212	15.9
Diaphanosoma brachyurum	7	13	9	10	0.7
Bosmina longispina	16	28	26	23	1.7
Alona rectangula					

Zooplankton abundance in Lake Washington

Date: 2/20/01
Lake: L. Washington
Station: Lake
Sample Number: 736
Sample Method: 12" dia. net

Species	Average Length (mm)	Number individuals measured
Diaphanosoma brachyurum	0.48	20
Polyarthra major	0.16	20
Daphnia ambigua	0.88	30
Bosmina longispina	0.41	30
Diaptomus dorsalis	1.12	30
Paracyclops filmbriatus	0.70	30
Tropocyclops prasinus	0.52	30

Zooplankton abundance in Lake Washington

	Sample Liters	Net tow length (ft) if applicable	Liters H2O if 12" net used	Liters H2O if 5" net used	
Date:	2/20/01				
Lake:	L. Washington				
Station:	river				
Sample Number:	737				
Sample Method:	12" dia. net				
SPECIES:	Count #1	Count #2	Count #3	Average	
				No./L	
Rotifers					
Polyartha major	75	76	78	76	6.9
Conociloides exigus					
Synchaeta pectinata					
Keratella cochlearis	0	1	0	0	0.03
Testudinella patina					
Notholca acuminata					
Lecane luna					
Lepadela ovalis					
Asplanchna heriicki					
Keratella taurocephala	1	2	1	1	0.1
Brachionus havanaensis					
Synchaeta pectinata	107	152	152	137	12.3
Polyartha sp					
Bdelloidea sp	0	1	2	1	0.09
Lecane ludwigi	0	1	0	0.3	0.03
Lecane sverigis	1	0	0	0.3	0.03
Copepods					
Tropocyclops prasinus	6	5	12	7.7	0.7
Diaptomus dorsalis	8	4	9	7.0	0.6
Paracyclops fimbriatus	33	42	37	37.3	3.4
Mesocyclops edax					
Acanthocyclops vernalis (?)					
Eucyclops agilis					
Ergasilus chautaugnaensis	0	1	0	0.3	0.03
immature copepods	168	178	175	173.7	15.6
Cladocerans					
Daphnia ambigua	11	18	12	13.7	1.2
Diaphanosoma brachyurum	0	4	0	1.3	0.1
Bosmina longispina	7	2	6	5.0	0.5
Alona rectangula	1	1	1	1.0	0.1

Zooplankton abundance in Lake Washington

Date: 2/20/01
Lake: L. Washington
Station: river
Sample Number: 737
Sample Method: 12" dia. net

Species	Average Length (mm)	Number individuals measured
Synchaeta pectinata	0.16	20
Polyarthra major	0.16	20
Diaphanosoma brachyurum	0.49	30
Daphnia ambigua	1.06	30
Tropocyclops prasinus	0.56	30
Bosmina longispina	0.41	30
Diaptomus dorsalis	1.07	30
Paracyclops filmbriatus	0.63	30

Zooplankton abundance in Lake Washington

		Sample Liters	Net tow length (ft) if applicable	Liters H2O if 12" net used	Liters H2O if 5" net used
Date:	3/20/01				
Lake:	L. Washington	1334	60	1334	232
Station:	Lake				
Sample Number:	***				
Sample Method:	12" dia. net				
SPECIES:	Count #1	Count #2	Count #3	Average	No./L

Rotifers

- Polyartha major
- Conociloides exigus
- Synchaeta pectinata
- Keratella cochlearis
- Testudinella patina
- Notholca acuminata
- Lecane luna
- Lepadela ovalis
- Asplanchna heriicki
- Keratella taurocephala
- Brachionus havanaensis
- Synchaeta pectinata
- Polyartha sp
- Bdelloidea sp
- Copepods**
- Tropocyclops prasinus
- Diaptomus dorsalis
- Paracyclops fimbriatus
- Mesocyclops edax
- Acanthocyclops vernalis (?)
- Eucyclops agilis
- immature copepods
- Cladocerans**
- Daphnia ambigua
- Diaphanosoma brachyurum
- Bosmina longispina
- Alona rectangula

Lake sampled on March 20, 2001
 Zooplankton samples were too turbid to view zooplanktors

Lake was resampled on March 29, 2001
 Major wind storm erupted, sampling was discontinued.

Zooplankton abundance in Lake Washington

Date: 2/20/01
Lake: L. Washington
Station: Lake
Sample Number: 736
Sample Method: 12" dia. net

Species	Average Length (mm)	Number individuals measured
Diaphanosoma brachyurum		0
Polyarthra major		0
Daphnia ambigua		0
Bosmina longispina		0
Diaptomus dorsalis		0
Paracyclops filmbriatus		0
Tropocyclops prasinus		0

Zooplankton abundance in Lake Washington

		Sample Liters	Net tow length (ft) if applicable	Liters H2O if 12" net used	Liters H2O if 5" net used
Date:	3/29/01				
Lake:	L. Washington	778	35	778	135
Station:	river				
Sample Number:	757				
Sample Method:	12" dia. net				
SPECIES:	Count #1	Count #2	Count #3	Average	No./L
Rotifers					
Polyartha major	3	1	0	1	0.2
Conocilooides exigus					
Synchaeta pectinata					
Keratella cochlearis					
Testudinella patina					
Notholca acuminata					
Lecane luna					
Lepadela ovalis					
Asplanchna heriicki					
Keratella taurocephala	0	1	0	0	0.04
Brachionus havanaensis					
Synchaeta pectinata	348	382	368	366	47.0
Polyartha sp					
Bdelloidea sp	3	3	4	3	0.4
Lecane ludwigi					
Lecane sverigis					
Copepods					
Tropocyclops prasinus	2	0	0	0.7	0.1
Diaptomus dorsalis	8	5	2	5.0	0.6
Paracyclops fimbriatus	39	40	36	38.3	4.9
Mesocyclops edax					
Acanthocyclops vernalis (?)					
Eucyclops agilis					
Ergasilus chautaugnaensis					
immature copepods	193	189	187	189.7	24.4
Cladocerans					
Daphnia ambigua					
Diaphanosoma brachyurum					
Bosmina longispina					
Alona rectangula					
Ilyocryptus spinifer	0	0	1	0.3	0.04

Zooplankton abundance in Lake Washington

Date: 3/29/01
Lake: L. Washington
Station: river
Sample Number: 757
Sample Method: 12" dia. net

Species	Average Length (mm)	Number individuals measured
<i>Synchaeta pectinata</i>	0.17	20
<i>Paracyclops fimbriatus</i>	0.57	30
<i>Diaptomus dorsalis</i>	0.93	30
<i>Bdelloid rotifer</i>	0.70	20

Zooplankton abundance in Lake Washington

		Sample Liters	Net tow length (ft) if applicable	Liters H2O if 12" net used	Liters H2O if 5" net used
Date:	4/17/01				
Lake:	L. Washington	1556	70	1556	270
Station:	Lake				
Sample Number:	759				
Sample Method:	12" dia. net				
SPECIES:	Count #1	Count #2	Count #3	Average	No./L
Rotifers					
Polyartha major					
Conociloides exigus					
Synchaeta pectinata					
Keratella cochlearis					
Testudinella patina					
Notholca acuminata					
Lecane luna					
Lepadela ovalis					
Asplanchna heriicki					
Keratella taurocephala					
Brachionus havanaensis					
Synchaeta pectinata					
Polyartha sp					
Bdelloidea sp					
new species					
Copepods					
Tropocyclops prasinus	23	37	20	27	1.7
Diaptomus dorsalis	244	229	241	238	15.3
Paracyclops fimbriatus	30	29	38	32	2.1
Mesocyclops edax	31	34	34	33	2.1
Acanthocyclops vernalis (?)					
Eucyclops agilis					
immature copepods	262	619	374	418	26.9
Cladocerans					
Daphnia ambigua	121	173	148	147	9.5
Diaphanosoma brachyurum	22	32	23	26	1.6
Bosmina longispina	1	2	1	1	0.1
Alona rectangula					

Zooplankton abundance in Lake Washington

Date: 4/17/01
Lake: L. Washington
Station: Lake
Sample Number: 759
Sample Method: 12" dia. net

Species	Average Length (mm)	Number individuals measured
Diaptomus dorsalis	0.94	28
Paracyclops fimbriatus	0.57	28
Mesocyclops edax	1.27	28
Daphnia ambigua	0.84	28
Diaphanosoma brachyurum	0.93	28

Zooplankton abundance in Lake Washington

		Sample Liters	Net tow length (ft) if applicable	Liters H2O if 12" net used	Liters H2O if 5" net used
Date:	4/17/01				
Lake:	L. Washington	1556	70	1556	270
Station:	river				
Sample Number:	805				
Sample Method:	12" dia. net				
SPECIES:	Count #1	Count #2	Count #3	Average	No./L
Rotifers					
Polyartha major	37	45	49	44	2.8
Conociloides exigus					
Synchaeta pectinata					
Keratella cochlearis					
Testudinella patina					
Notholca acuminata					
Lecane luna					
Lepadela ovalis					
Asplanchna heriicki					
Keratella taurocephala	169	154	162	162	10.4
Brachionus havanaensis	1	0	0	0	0.02
Synchaeta pectinata	132	108	111	117	7.5
Polyartha sp					
Bdelloidea sp					
Lecane ludwigi					
Lecane sverigis					
Copepods					
Tropocyclops prasinus	2	2	2	2	0.1
Diaptomus dorsalis	8	4	6	6	0.4
Paracyclops fimbriatus	57	61	67	62	4.0
Mesocyclops edax					
Acanthocyclops vernalis (?)					
Eucyclops agilis					
Ergasilus chautaugnaensis					
immature copepods	305	208	285	266	17.1
Cladocerans					
Daphnia ambigua	4	4	3	4	0.2
Diaphanosoma brachyurum	1	1	0	1	0.04
Bosmina longispina	13	7	7	9	0.6
Alona rectangula	4	3	3	3	0.2
Ilyocryptus spinifer					

Zooplankton abundance in Lake Washington

Date: 4/17/01
Lake: L. Washington
Station: river
Sample Number: 805
Sample Method: 12" dia. net

Species	Average Length (mm)	Number individuals measured
Keratella taurcephala	0.15	20
Synchaeta pectinata	0.19	20
Polyartha major	0.10	20
Paracyclops fimbriatus	0.61	30

Zooplankton abundance in Lake Washington

		Sample Liters	Net tow length (ft) if applicable	Liters H2O if 12" net used	Liters H2O if 5" net used
Date:	5/15/01				
Lake:	L. Washington	1556	70	1556	270
Station:	Lake				
Sample Number:	796				
Sample Method:	12" dia. net				
SPECIES:	Count #1	Count #2	Count #3	Average	No./L
Rotifers					
Polyartha major	19	12	12	14	0.9
Conociloides exigus					
Synchaeta pectinata	34	27	21	27	1.8
Keratella cochlearis	2	0	0	1	0.04
Testudinella patina					
Notholca acuminata					
Lecane luna					
Lepadela ovalis					
Asplanchna heriicki					
Keratella taurocephala					
Brachionus havanaensis					
Polyartha sp					
Bdelloidea sp					
new species					
Copepods					
Tropocyclops prasinus	2	3	6	4	0.2
Diaptomus dorsalis	32	15	18	22	1.4
Paracyclops fimbriatus	22	21	26	23	1.5
Mesocyclops edax					
Acanthocyclops vernalis (?)					
Eucyclops agilis					
immature copepods	431	404	483	439	28.2
Cladocerans					
Daphnia ambigua	0	1	0	0	0.02
Diaphanosoma brachyurum					
Bosmina longispina	18	14	18	17	1.1
Alona rectangula					

Zooplankton abundance in Lake Washington

Date: 5/15/01
Lake: L. Washington
Station: Lake
Sample Number: 796
Sample Method: 12" dia. net

Species	Average Length (mm)	Number individuals measured
<i>Synchaeta pectinata</i>	0.12	20
<i>Diaptomus dorsalis</i>	0.94	30
<i>Paracyclops fimbriatus</i>	0.52	30

Zooplankton abundance in Lake Washington

Date:	5/15/01	Sample Liters	1556	Net tow length (ft) if applicable	70	Liters H2O if 12" net used	1556	Liters H2O if 5" net used	270
Lake:	L. Washington	Count #1	Count #2	Count #3	Average	No./L			
Station:	river								
Sample Number:	771								
Sample Method:	12" dia. net								
SPECIES:									
Rotifers									
Polyartha major	6	4	4	5	0.3				
Conociloides exigus									
Synchaeta pectinata	427	360	354	380	24.4				
Keratella cochlearis									
Testudinella patina									
Notholca acuminata									
Lecane luna									
Lepadela ovalis	0	6	3	3	0.2				
Asplanchna heriicki									
Keratella taurocephala	49	50	28	42	2.7				
Brachionus havanaensis	4	0	7	4	0.2				
Brachionus angularis	18	18	13	16	1.0				
Brachionus calyciflorus	0	0	1	0	0.02				
Filina longispina	3	2	4	3	0.2				
Polyartha sp									
Bdelloidea sp	1	1	2	1	0.1				
Lecane ludwigi	0	2	0	1	0.04				
Lecane sverigis									
Platylabus patulus	0	5	0	2	0.1				
Copepods									
Tropocyclops prasinus	1	4	2	2	0.1				
Diaptomus dorsalis	4	2	0	2	0.1				
Paracyclops fimbriatus	116	108	131	118	7.6				
Mesocyclops edax									
Acanthocyclops vernalis (?)									
Eucyclops agilis									
Ergasilus chautaugnaensis									
immature copepods	423	350	340	371	23.8				
Cladocerans									
Daphnia ambigua	0	2	0	1	0.04				
Diaphanosoma brachyurum	0	0	1	0	0.02				
Bosmina longispina	14	22	12	16	1.0				
Alona rectangula									
Simocephalus serrulatus	0	3	0	1	0.1				
Ilyocryptus spinifer									
Ceriodaphnia reticulata	0	0	1	0	0.02				

Zooplankton abundance in Lake Washington

Date: 5/15/01
Lake: L. Washington
Station: river
Sample Number: 771
Sample Method: 12" dia. net

Species	Average Length (mm)	Number individuals measured
Keratella taurocephala	0.16	20
Synchaeta pectinata	0.16	20
Paracyclops fimbriatus	0.57	30
Bosmina longispina	0.35	30

Zooplankton abundance in Lake Washington

		Sample Liters	Net tow length (ft) if applicable	Liters H2O if 12" net used	Liters H2O if 5" net used
Date:	6/19/01				
Lake:	L. Washington	778	35	778	135
Station:	Lake				
Sample Number:	797&785				
Sample Method:	12" dia. net				
SPECIES:	Count #1	Count #2	Count #3	Average	No./L
Rotifers					
Polyartha major	1	4	9	5	0.6
Conociloides exigus					
Synchaeta pectinata					
Keratella cochlearis					
Testudinella patina					
Notholca acuminata					
Lecane luna					
Lepadela ovalis					
Asplanchna heriicki					
Keratella taurocephala	2	0	0	1	0.1
Brachionus havanaensis					
Polyartha sp					
Bdelloidea sp					
new species					
Copepods					
Tropocyclops prasinus	7	3	4	5	0.6
Diaptomus dorsalis	11	5	9	8	1.1
Paracyclops fimbriatus	28	30	25	28	3.6
Mesocyclops edax					
Acanthocyclops vernalis (?)					
Eucyclops agilis					
immature copepods	176	187	159	174	22.4
Cladocerans					
Daphnia ambigua					
Diaphanosoma brachyurum					
Bosmina longispina					
Alona rectangula	0	2	0	1	0.1

Zooplankton abundance in Lake Washington

Date: 6/19/01
Lake: L. Washington
Station: Lake
Sample Number: 796
Sample Method: 12" dia. net

Species	Average Length (mm)	Number individuals measured
Paracyclops fimbriatus	0.54	30

Zooplankton abundance in Lake Washington

	Sample Liters	Net tow length (ft) if applicable	Liters H2O if 12" net used	Liters H2O if 5" net used	
Date:	6/19/01				
Lake:	L. Washington				
Station:	river				
Sample Number:	775				
Sample Method:	12" dia. net				
SPECIES:	Count #1	Count #2	Count #3	Average	No./L
Rotifers					
Polyartha major	22	27	18	22	1.3
Conociloides exigus					
Synchaeta pectinata	1	0	2	1	0.1
Keratella cochlearis	0	3	2	2	0.1
Testudinella patina					
Notholca acuminata					
Lecane luna					
Lepadela ovalis					
Asplanchna heriicki					
Keratella taurocephala	6	6	5	6	0.3
Brachionus havanaensis	8	2	0	3	0.2
Brachionus angularis	15	4	7	9	0.5
Brachionus calyciflorus	1	0	0	0	0.02
Filina longispina	0	2	1	1	0.1
Polyartha sp					
Bdelloidea sp	1	0	0	0	0.02
Lecane ludwigi					
Lecane sverigis					
Platylabus patulus	11	6	5	7	0.4
Lecane bulla	5	0	0	2	0.1
Scardium longicaudum	0	0	1	0	0.02
Copepods					
Tropocyclops prasinus					
Diaptomus dorsalis					
Paracyclops fimbriatus	213	189	186	196	11.8
Mesocyclops edax	3	0	2	2	0.1
Acanthocyclops vernalis (?)					
Eucyclops agilis					
Ergasilus chautaugnaensis	0	3	0	1	0.1
immature copepods	396	452	387	412	24.7
Cladocerans					
Daphnia ambigua					
Diaphanosoma brachyurum					
Bosmina longispina					
Alona rectangula	2	0	0	1	0.04
Simocephalus serrulatus					
Ilyocryptus spinifer					
Ceriodaphnia reticulata	2	0	1	1	0.1

Zooplankton abundance in Lake Washington

Date: 6/19/01
Lake: L. Washington
Station: river
Sample Number: 771
Sample Method: 12" dia. net

Species	Average Length (mm)	Number individuals measured
<i>Polyartha major</i>	0.14	30
<i>Paracyclops fimbriatus</i>	0.63	30

Zooplankton abundance in Lake Washington

		Sample Liters	Net tow length (ft) if applicable	Liters H2O if 12" net used	Liters H2O if 5" net used
Date:	7/17/01				
Lake:	L. Washington	1111	50	1111	193
Station:	Lake				
Sample Number:	780				
Sample Method:	12" dia. net				
SPECIES:	Count #1	Count #2	Count #3	Average	No./L
Rotifers					
Polyartha major	1	1	3	2	0.1
Conociloides exigus					
Synchaeta pectinata					
Keratella cochlearis	6	0	3	3	0.3
Testudinella patina					
Notholca acuminata					
Lecane luna					
Lepadela ovalis					
Asplanchna heriicki					
Keratella taurocephala	21	18	11	17	1.5
Brachionus havanaensis	66	81	75	74	6.7
Polyartha sp					
Bdelloidea sp					
Filina longispina	8	9	13	10	0.9
Keratella quadrata	5	6	6	6	0.5
Copepods					
Tropocyclops prasinus	2	3	2	2	0.2
Diaptomus dorsalis	16	11	21	16	1.4
Paracyclops fimbriatus	3	6	5	5	0.4
Mesocyclops edax					
Acanthocyclops vernalis (?)					
Eucyclops agilis					
immature copepods	616	639	567	607	54.6
Cladocerans					
Daphnia ambigua					
Diaphanosoma brachyurum					
Bosmina longispina	20	17	20	19	1.7
Alona rectangula					
Daphnia furnholtzi	33	28	21	27	2.5

Zooplankton abundance in Lake Washington

Date: 7/17/01
Lake: L. Washington
Station: Lake
Sample Number: 780
Sample Method: 12" dia. net

Species	Average Length (mm)	Number individuals measured
Keratella taurocephala	0.17	20
Brachionus havanaensis	0.30	20
Filina longispina	0.11	20
Diaptomus dorsalis	1.00	30
Bosmina longispina	0.52	30
Daphnia lumholtzi	1.81	30

Zooplankton abundance in Lake Washington

	Sample Liters	Net tow length (ft) if applicable	Liters H2O if 12" net used	Liters H2O if 5" net used
Date:	7/17/01			
Lake:	L. Washington			
Station:	river			
Sample Number:	754			
Sample Method:	12" dia. net			
SPECIES:	Count #1	Count #2	Count #3	Average
				No./L
Rotifers				
Polyartha major				
Conociloides exigus				
Synchaeta pectinata				
Keratella cochlearis				
Testudinella patina				
Notholca acuminata				
Lecane luna	5	3	3	4
Lepadela ovalis	0	0	2	1
Asplanchna heriicki				
Keratella taurocephala	6	2	5	4
Brachionus havanaensis	2	1	0	1
Brachionus angularis				
Brachionus calyciflorus				
Filina longispina				
Polyartha sp				
Bdelloidea sp				
Lecane ludwigi	2	1	1	1
Lecane sverigis				
Platyias patulus				
Lecane bulla				
Scaridium longicaudum				
Mytilina ventralis	3	2	5	3
Brachionus calyciflorus	1	1	2	1
Platyia quadricornis	2	0	3	2
Copepods				
Tropocyclops prasinus				
Diaptomus dorsalis	3	0	3	2
Paracyclops fimbriatus	27	24	16	22
Mesocyclops edax				
Acanthocyclops vernalis (?)				
Eucyclops agilis				
Ergasilus chautaugnaensis				
Eucyclops speratus	0	0	1	0
immature copepods	400	518	528	482
Cladocerans				
Daphnia ambigua				
Diaphanosoma brachyurum				
Bosmina longispina	4	3	4	4
Alona rectangula	1	4	3	3
Simocephalus serrulatus				
Ilyocryptus spinifer				
Ceriodaphnia reticulata				

Zooplankton abundance in Lake Washington

Date: 7/17/01
Lake: L. Washington
Station: river
Sample Number: 754
Sample Method: 12" dia. net

Species	Average Length (mm)	Number individuals measured
Paracyclops fimbriatus	0.62	30

Zooplankton abundance in Lake Washington

		Sample Liters	Net tow length (ft) if applicable	Liters H2O if 12" net used	Liters H2O if 5" net used
Date:	8/21/01				
Lake:	L. Washington	1556	70	1556	270
Station:	Lake				
Sample Number:	777				
Sample Method:	12" dia. net				
SPECIES:	Count #1	Count #2	Count #3	Average	No./L
Rotifers					
Polyartha major					
Conociloides exigus					
Synchaeta pectinata					
Keratella cochlearis					
Testudinella patina					
Notholca acuminata					
Lecane luna	6	5	6	6	0.4
Lepadela ovalis					
Asplanchna heriicki	2	3	0	2	0.1
Keratella taurocephala					
Brachionus havanaensis					
Polyartha sp					
Bdelloidea sp					
Filina longispina	3	3	2	3	0.2
Keratella quadrata					
Platyia quadricornis	4	2	2	3	0.2
Euchlanis alata	0	0	4	1	0.1
Copepods					
Tropocyclops prasinus					
Diaptomus dorsalis					
Paracyclops fimbriatus					
Mesocyclops edax					
Acanthocyclops vernalis (?)					
Eucyclops agilis					
immature copepods	5	4	4	4	0.3
Cladocerans					
Daphnia ambigua					
Diaphanosoma brachyurum					
Bosmina longispina					
Alona rectangula					
Daphnia lumholtzi					

Zooplankton abundance in Lake Washington

Date: 8/21/01
Lake: L. Washington
Station: Lake
Sample Number: 777
Sample Method: 12" dia. net

Species	Average Length (mm)	Number individuals measured
Lecane luna	0.14	20

Ilyocryptus spinifer
Ceriodaphnia reticulata
Daphnia lumholtzi

Zooplankton abundance in Lake Washington

		Sample Liters	Net tow length (ft) if applicable	Liters H2O if 12" net used	Liters H2O if 5" net used
Date:	8/21/01	1556	70	1556	270
Lake:	L. Washington				
Station:	river				
Sample Number:	778				
Sample Method:	12" dia. net				
SPECIES:	Count #1	Count #2	Count #3	Average	No./L
Rotifers					
Polyartha major					
Conociloides exigus					
Synchaeta pectinata					
Keratella cochlearis					
Testudinella patina					
Notholca acuminata					
Lecane luna	5	6	5	5	0.3
Lepadela ovalis					
Asplanchna heriicki					
Keratella taurocephala					
Brachionus havanaensis					
Brachionus angularis					
Brachionus calyciflorus					
Filina longispina	3	5	1	3	0.2
Polyartha sp					
Bdelloidea sp					
Lecane ludwigi					
Lecane sverigis					
Platylabus patulus					
Lecane bulla					
Scardium longicaudum					
Mytilina ventralis					
Brachionus calyciflorus					
Platylabus quadricornis					
Rotatoria rotatoria	5	5	4	5	0.3
Monostyla quadridentata	8	8	9	8	0.5
Copepods					
Tropocyclops prasinus					
Diaptomus dorsalis					
Paracyclops fimbriatus					
Mesocyclops edax					
Acanthocyclops vernalis (?)					
Eucyclops agilis					
Ergasilus chautaugnaensis					
Eucyclops speratus					
immature copepods	2	0	1	1	0.1
Cladocerans					
Daphnia ambigua					
Diaphanosoma brachyurum					
Bosmina longispina					
Alona rectangula					
Simocephalus serrulatus					

Zooplankton abundance in Lake Washington

Date: 8/21/01
Lake: L. Washington
Station: river
Sample Number: 778
Sample Method: 12" dia. net

Species	Average Length (mm)	Number individuals measured
Monostyla quadridentata	0.16	20

Zooplankton abundance in Lake Washington

Date:	9/18/01	Sample Liters 1556	Net tow length (ft) if applicable 70	Liters H2O if 12" net used 1556	Liters H2O if 5" net used 270
Lake:	L. Washington				
Station:	Lake				
Sample Number:	782				
Sample Method:	12" dia. net				
SPECIES:	Count #1	Count #2	Count #3	Average	No./L
Rotifers					
Polyartha major					
Conociloides exigus	3	4	3	3	0.2
Synchaeta pectinata					
Keratella cochlearis					
Testudinella patina					
Notholca acuminata					
Lecane luna	2	3	1	2	0.1
Lepadela ovalis					
Asplanchna heriicki					
Keratella taurocephala					
Brachionus havanaensis					
Polyartha sp					
Bdelloidea sp					
Filina longispina	2	0	3	2	0.1
Keratella quadrata					
Platyia quadricornis	7	7	11	8	0.5
Euchlanis alata					
Monostyla quadridentata	7	5	10	7	0.5
Copepods					
Tropocyclops prasinus					
Diaptomus dorsalis					
Paracyclops fimbriatus	12	5	9	9	0.6
Mesocyclops edax					
Acanthocyclops vernalis (?)					
Eucyclops agilis					
immature copepods	209	251	228	229	14.7
Cladocerans					
Daphnia ambigua					
Diaphanosoma brachyurum					
Bosmina longispina					
Alona rectangula	1	0	0	0	0.02
Daphnia lumholtzi					

Zooplankton abundance in Lake Washington

Date: 9/18/01
Lake: L. Washington
Station: Lake
Sample Number: 782
Sample Method: 12" dia. net

Species	Average Length (mm)	Number individuals measured
Paracyclops fimbriatus	0.53	30

Zooplankton abundance in Lake Washington

	Sample Liters	Net tow length (ft) if applicable	Liters H2O if 12" net used	Liters H2O if 5" net used	
Date:	9/18/01				
Lake:	L. Washington	70	1556	270	
Station:	river				
Sample Number:	783				
Sample Method:	Kemmerer				
SPECIES:	Count #1	Count #2	Count #3	Average	No./L
Rotifers					
Polyartha major					
Conociloides exigus					
Synchaeta pectinata					
Keratella cochlearis					
Testudinella patina					
Notholca acuminata					
Lecane luna	3	4	5	4	3.0
Lepadela ovalis					
Asplanchna heriicki					
Keratella taurocephala					
Brachionus havanaensis					
Brachionus angularis					
Brachionus calyciflorus					
Filina longispina					
Polyartha sp					
Bdelloidea sp					
Lecane ludwigi					
Lecane sverigis					
Platylabus patulus					
Lecane bulla					
Scaridium longicaudum					
Mytilina ventralis					
Brachionus calyciflorus					
Platylabus quadricornis	7	8	13	9	7.1
Rotatoria rotatoria					
Monostyla quadridentata	11	6	12	10	7.3
Copepods					
Tropocyclops prasinus					
Diaptomus dorsalis					
Paracyclops fimbriatus					
Mesocyclops edax					
Acanthocyclops vernalis (?)					
Eucyclops agilis					
Ergasilus chautaugnaensis					
Eucyclops speratus					
immature copepods	4	3	7	5	3.5
Cladocerans					
Daphnia ambigua					
Diaphanosoma brachyurum					
Bosmina longispina					
Alona rectangula					
Simocephalus serrulatus					

Ilyocryptus spinifer
Ceriodaphnia reticulata
Daphnia lumholtzi

Date: 9/18/01
Lake: L. Washington
Station: river
Sample Number: 783
Sample Method: Kemmerer

Species	Average Length (mm)	Number individuals measured
Platyia quadricornis	0.26	20
Monostyla quadridentata	0.16	20

Zooplankton abundance in Lake Washington

		Sample Liters	Net tow length (ft) if applicable	Liters H2O if 12" net used	Liters H2O if 5" net used
Date:	10/16/01	1223	55	1223	212
Lake:	L. Washington				
Station:	Lake				
Sample Number:	844				
Sample Method:	12" dia. net				
SPECIES:	Count #1	Count #2	Count #3	Average	No./L
Rotifers					
Polyartha major					
Conociloides exigus					
Synchaeta pectinata					
Keratella cochlearis					
Testudinella patina					
Notholca acuminata					
Lecane luna	6	11	7	8	0.7
Lepadela ovalis					
Asplanchna heriicki					
Keratella taurocephala					
Brachionus havanaensis					
Polyartha sp					
Bdelloidea sp					
Filina longispina					
Keratella quadrata					
Platyias quadricornis	2	3	2	2	0.2
Euchlanis alata					
Monostyla quadridentata	2	0	1	1	0.1
Copepods					
Tropocyclops prasinus					
Diaptomus dorsalis					
Paracyclops fimbriatus	0	0	2	1	0.1
Mesocyclops edax					
Acanthocyclops vernalis (?)					
Eucyclops agilis					
immature copepods	40	61	36	46	3.7
Cladocerans					
Daphnia ambigua					
Diaphanosoma brachyurum					
Bosmina longispina					
Alona rectangula					
Daphnia lumholtzi					
Ilyocryptus spinifer	1	0	0	0	0.0

Zooplankton abundance in Lake Washington

Date: 10/16/01
Lake: L. Washington
Station: Lake
Sample Number: 844
Sample Method: 12" dia. net

Species	Average Length (mm)	Number individuals measured
Lecane luna	0.14	20

Zooplankton abundance in Lake Washington

		Sample Liters	Net tow length (ft) if applicable	Liters H2O if 12" net used	Liters H2O if 5" net used
Date:	10/16/01				
Lake:	L. Washington	190	70	1556	270
Station:	river				
Sample Number:	842				
Sample Method:	Kemmerer				
SPECIES:	Count #1	Count #2	Count #3	Average	No./L

Rotifers

Polyartha major					
Conociloides exigus					
Synchaeta pectinata					
Keratella cochlearis					
Testudinella patina					
Notholca acuminata					
Lecane luna	19	11	12	14	7.4
Lepadela ovalis					
Asplanchna heriicki					
Keratella taurocephala					
Brachionus havanaensis					
Brachionus angularis					
Brachionus calyciflorus					
Filina longispina					
Polyartha sp					
Bdelloidea sp					
Lecane ludwigi					
Lecane sverigis					
Platyias patulus					
Lecane bulla	34	15	19	23	11.9
Scaridium longicaudum					
Mytilina ventralis					
Brachionus calyciflorus					
Platyias quadricornis	8	13	2	8	4.0
Rotatoria rotatoria					
Monostyla quadridentata					

Copepods

Tropocyclops prasinus					
Diaptomus dorsalis					
Paracyclops fimbriatus	0	2	0	1	0.4
Mesocyclops edax					
Acanthocyclops vernalis (?)					
Eucyclops agilis					
Ergasilus chautaugnaensis					
Eucyclops speratus					
immature copepods	13	6	10	10	5.1

Cladocerans

Daphnia ambigua					
Diaphanosoma brachyurum					
Bosmina longispina					
Alona rectangula					
Simocephalus serrulatus					

Ilyocryptus spinifer
Ceriodaphnia reticulata
Daphnia lumholtzi

Zooplankton abundance in Lake Washington

Date: 10/16/01
Lake: L. Washington
Station: river
Sample Number: 842
Sample Method: Kemmerer

Species	Average Length (mm)	Number individuals measured
Lecane luna	0.14	20
Lecane bulla	0.13	20

Zooplankton abundance in Lake Washington

		Sample Liters	Net tow length (ft) if applicable	Liters H2O if 12" net used	Liters H2O if 5" net used
Date:	11/23/01				
Lake:	L. Washington	1556	70	1556	270
Station:	Lake				
Sample Number:	845				
Sample Method:	12" dia. net				
SPECIES:	Count #1	Count #2	Count #3	Average	No./L
Rotifers					
Polyartha major					
Conociloides exigus					
Synchaeta pectinata	10	11	17	13	0.8
Keratella cochlearis					
Testudinella patina					
Notholca acuminata					
Lecane luna	2	0	0	1	0.04
Lepadela ovalis					
Asplanchna heriicki					
Keratella taurocephala	2	0	0	1	0.04
Brachionus havanaensis					
Polyartha sp					
Bdelloidea sp					
Filina longispina					
Keratella quadrata					
Platylabus quadricornis					
Euchlanis alata					
Monostyla quadridentata					
Copepods					
Tropocyclops prasinus					
Diaptomus dorsalis	0	2	0	1	0.04
Paracyclops fimbriatus	11	17	21	16	1.0
Mesocyclops edax					
Acanthocyclops vernalis (?)					
Eucyclops agilis					
immature copepods	27	38	36	34	2.2
Cladocerans					
Daphnia ambigua					
Diaphanosoma brachyurum					
Bosmina longispina	0	0	1	0	0.02
Alona rectangula					
Daphnia lumholtzi					
Ilyocryptus spinifer					

Zooplankton abundance in Lake Washington

Date: 11/23/01
Lake: L. Washington
Station: Lake
Sample Number: 845
Sample Method: 12" dia. net

Species	Average Length (mm)	Number individuals measured
<i>Synchaeta pectinata</i>	0.15	20
<i>Paracyclops fimbriatus</i>	0.61	30

Zooplankton abundance in Lake Washington

		Sample Liters	Net tow length (ft) if applicable	Liters H2O if 12" net used	Liters H2O if 5" net used
Date:	11/23/01				
Lake:	L. Washington	1334	60	1334	232
Station:	river				
Sample Number:	836				
Sample Method:	12" dia. net				
SPECIES:	Count #1	Count #2	Count #3	Average	No./L
Rotifers					
Polyartha major	0	1	0	0	0.02
Conociloides exigus					
Synchaeta pectinata	23	38	27	29	2.2
Keratella cochlearis					
Testudinella patina					
Notholca acuminata					
Lecane luna	4	13	11	9	0.7
Lepadela ovalis					
Asplanchna hericki					
Keratella taurocephala					
Brachionus havanaensis					
Brachionus angularis					
Brachionus calyciflorus					
Filina longispina					
Polyartha sp					
Bdelloidea sp					
Lecane ludwigi					
Lecane sverigis					
Platyias patulus					
Lecane bulla	3	2	6	4	0.3
Scardium longicaudum	0	1	0	0	0.02
Mytilina ventralis					
Brachionus calyciflorus					
Platyias quadricornis	4	0	0	1	0.1
Rotatoria rotatoria					
Monostyla quadridentata	3	0	0	1	0.1
Copepods					
Tropocyclops prasinus	0	1	0	0	0.02
Diaptomus dorsalis		2	0	1	0.1
Paracyclops fimbriatus	8	4	4	5	0.4
Mesocyclops edax					
Acanthocyclops vernalis (?)					
Eucyclops agilis					
Ergasilus chautaugnaensis					
Eucyclops speratus					
Microcyclops varicans	0	1	0	0	0.02
immature copepods	76	55	65	65	4.9
Cladocerans					
Daphnia ambigua	0	0	1	0	0.02
Diaphanosoma brachyurum					
Bosmina longispina	0	0	3	1	0.1
Alona rectangula	0	1	2	1	0.1

Simocephalus serrulatus

Ilyocryptus spinifer

Ceriodaphnia reticulata

Daphnia lumholtzi

Zooplankton abundance in Lake Washington

Date: 11/23/01
Lake: L. Washington
Station: river
Sample Number: 836
Sample Method: 12" dia. net

Species	Average Length (mm)	Number individuals measured
<i>Synchaeta pectinata</i>	0.16	20
<i>Lecane luna</i>	0.14	20
<i>Paracyclops fimbriatus</i>	0.60	30

Zooplankton abundance in Lake Washington

		Sample Liters	Net tow length (ft) if applicable	Liters H2O if 12" net used	Liters H2O if 5" net used
Date:	12/22/01				
Lake:	L. Washington	1667	75	1667	289
Station:	Lake				
Sample Number:	852				
Sample Method:	12" dia. net				
SPECIES:	Count #1	Count #2	Count #3	Average	No./L
Rotifers					
Polyartha major	6	3	8	6	0.3
Conociloides exigus					
Synchaeta pectinata	2	6	5	4	0.3
Keratella cochlearis					
Testudinella patina					
Notholca acuminata					
Lecane luna					
Lepadela ovalis					
Asplanchna heriicki					
Keratella taurocephala					
Brachionus havanaensis					
Polyartha sp					
Bdelloidea sp					
Filina longispina					
Keratella quadrata					
Platylabus quadricornis					
Euchlanis alata					
Monostyla quadridentata					
Copepods					
Tropocyclops prasinus	11	13	17	14	0.8
Diaptomus dorsalis	2	0	0	1	0.04
Paracyclops fimbriatus	46	25	28	33	2.0
Mesocyclops edax	0	4	1	2	0.1
Acanthocyclops vernalis (?)					
Eucyclops agilis					
immature copepods	134	78	117	110	6.6
Cladocerans					
Daphnia ambigua					
Diaphanosoma brachyurum					
Bosmina longispina	21	27	22	23	1.4
Alona rectangula					
Daphnia lumholtzi					
Ilyocryptus spinifer					

Zooplankton abundance in Lake Washington

Date: 12/22/01
Lake: L. Washington
Station: Lake
Sample Number: 852
Sample Method: 12" dia. net

Species	Average Length (mm)	Number individuals measured
Tropocyclops prasinus	0.67	30
Paracyclops fimbriatus	0.55	30
Bosmina longispina	0.31	30

Zooplankton abundance in Lake Washington

		Sample Liters	Net tow length (ft) if applicable	Liters H2O if 12" net used	Liters H2O if 5" net used
Date:	12/31/01				
Lake:	L. Washington	1334	60	1334	232
Station:	river				
Sample Number:	851				
Sample Method:	12" dia. net				
SPECIES:	Count #1	Count #2	Count #3	Average	No./L
Rotifers					
Polyartha major	0	1	0	0	0.02
Conociloides exigus					
Synchaeta pectinata	21	42	38	34	2.5
Keratella cochlearis					
Testudinella patina					
Notholca acuminata					
Lecane luna	0	4	1	2	0.12
Lepadela ovalis					
Asplanchna heriicki					
Keratella taurocephala	3	2	2	2	0.2
Brachionus havanaensis					
Brachionus angularis					
Brachionus calyciflorus	3	7	4	5	0.3
Filina longispina	1	0	0	0	0.02
Polyartha sp					
Bdelloidea sp					
Lecane ludwigi					
Lecane sverigis					
Platylas patulus					
Lecane bulla	2	0	5	2	0.2
Scaridium longicaudum					
Mytilina ventralis					
Brachionus calyciflorus					
Platylas quadricornis	0	1	0	0	0.02
Rotatoria rotatoria					
Monostyla quadridentata					
Copepods					
Tropocyclops prasinus	0	0	3	1	0.1
Diaptomus dorsalis					
Paracyclops fimbriatus	2	0	1	1	0.1
Mesocyclops edax	1	0	0	0	0.02
Acanthocyclops vernalis (?)					
Eucyclops agilis					
Ergasilus chautaugnaensis					
Eucyclops speratus					
immature copepods	55	67	55	59	4.4
Cladocerans					
Daphnia ambigua					
Diaphanosoma brachyurum					
Bosmina longispina					
Alona rectangula					
Simocephalus serrulatus					

Ilyocryptus spinifer
Ceriodaphnia reticulata
Daphnia lumholtzi

Zooplankton abundance in Lake Washington

Date: 12/31/01
Lake: L. Washington
Station: river
Sample Number: 851
Sample Method: 12" dia. net

Species	Average Length (mm)	Number individuals measured
<i>Synchaeta pectinata</i>	0.19	20
<i>Brachionus calyciflorus</i>	0.26	20