

TECHNICAL PUBLICATION SJ2006-2A

**ST. JOHNS RIVER WATER MANAGEMENT DISTRICT
2005 DISTRICT WATER SUPPLY PLAN**

**ADDENDUM
OCTOBER 10, 2006**



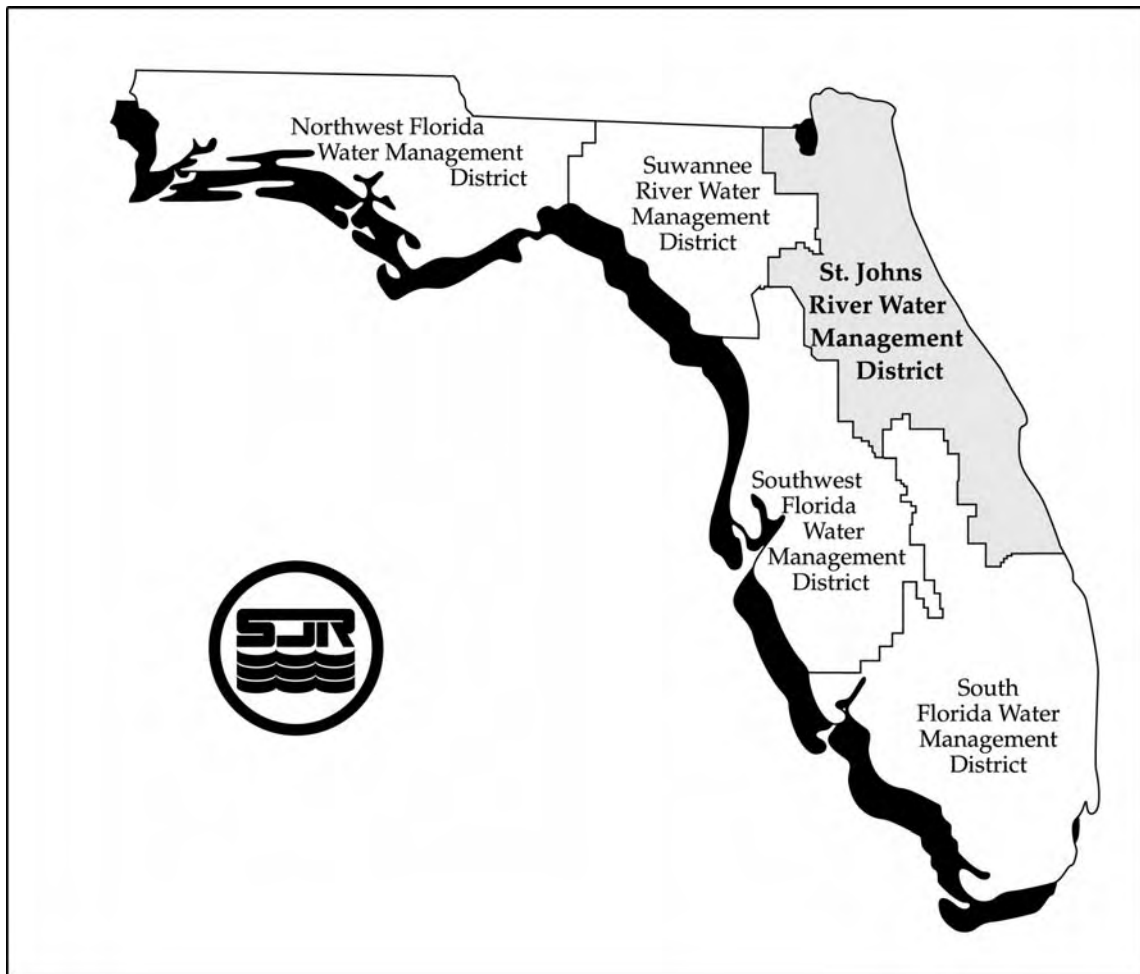
Technical Publication SJ2006-2A

St. Johns River Water Management District
2005 District Water Supply Plan

Addendum
October 10, 2006

St. Johns River Water Management District
Palatka, Florida

2006



The St. Johns River Water Management District (SJRWMD) was created by the Florida Legislature in 1972 to be one of five water management districts in Florida. It includes all or part of 18 counties in northeast Florida. The mission of SJRWMD is to ensure the sustainable use and protection of water resources for the benefit of the people of the District and the state of Florida. SJRWMD accomplishes its mission through regulation; applied research; assistance to federal, state, and local governments; operation and maintenance of water control works; and land acquisition and management.

This document is published to disseminate information collected by SJRWMD in pursuit of its mission. Copies of this document can be obtained from:

Library
St. Johns River Water Management District
4049 Reid Street • P.O. Box 1429
Palatka, FL 32178-1429

Phone: (386) 329-4132

2005 DISTRICT WATER SUPPLY PLAN

ADDENDUM OCTOBER 10, 2006

The St. Johns River Water Management District (SJRWMD) approved its *District Water Supply Plan 2005* (DWSP 2005) on February 7, 2006. DWSP 2005 has been published by SJRWMD as Technical Publication SJ2006-2. Subsequent to publication, SJRWMD identified several errors within the document, in Tables 13, 14, and 15; and Figures 5 and 6. The SJRWMD Governing Board approved an addendum on October 10, 2006, to correct these errors. This Addendum to DWSP 2005 is important because the revised information contained within tables is directly (1) linked to the water supply entity notification process, which is required pursuant to Section 373.0361, *Florida Statutes*; (2) required for SJRWMD's Water Protection and Sustainability Program; and (3) essential in SJRWMD's efforts to develop technical assistance documents for local governments to use in updating their comprehensive plans to address water supply issues, including the identification of alternative and traditional water supply projects necessary for meeting the water supply needs within their jurisdictions. The following are enumerated addenda to DWSP 2005.

Table 13. Quantities and estimated costs of alternative water supply development projects. As presented in this addendum, Table 13 changes the names of water supply development project categories, to better explain the types of use associated with projects in each category. In addition, the project numbers in the surface water category have been rearranged to make them consistent with numbers appearing elsewhere in DWSP 2005. Table 13, as it is included in this addendum, supersedes the table included in DWSP 2005, which was approved on February 7, 2006.

Table 14. SJRWMD – Public water supply entities and associated alternative water supply development projects. As presented in this addendum, Table 14 includes the addition and deletion of several water supply entities; includes the addition and deletion of projects associated with water supply entities; corrects the names of some water supply entities; corrects the location of water supply entities; and corrects minor style errors. Table 14, as it is included in this addendum, supersedes the table included in DWSP 2005, which was approved on February 7, 2006.

Table 15. Status of water supply development projects. As presented in this addendum, Table 15 includes the addition of one water supply development project that is identified in other locations in *DWSP 2005*; corrects the single-entity or multijurisdictional status of projects; corrects project sponsors; corrects funding sources; and corrects minor style errors. Table 15, as it is included in this addendum, supersedes the table included in *DWSP 2005*, which was approved on February 7, 2006.

Figure 5. Multijurisdictional water supply development projects 2005. As presented in this addendum, Figure 5 adds the location of project number 39. Figure 5, as it is included in this addendum, supersedes the figure included in *DWSP 2005*, which was approved on February 7, 2006.

Figure 6. Single entity water supply development projects 2005. As presented in this addendum, Figure 6 changes the location of project number 16 from Orange County to Seminole County and deletes project number 39, which is added to Figure 5. Figure 6, as it is included in this addendum, supersedes the figure included in *DWSP 2005*, which was approved on February 7, 2006.

Table 13. Quantities and estimated costs of alternative water supply development projects

DWSP Project Number	Project Name	Estimated Cost				
		Capacity Average Daily Flow (mgd)	Construction (in millions)	Total Capital (in millions)	Operation and Maintenance (in millions per yr)	Unit Production (cost per 1,000 gal)
Brackish Groundwater Source for Potable Use						
1	Dunes Community Development District Brackish Groundwater Project	1.00	\$9.50	\$10.40	\$0.183	\$2.65
2	East Putnam Regional Water System Project	0.63	\$10.91	\$11.22	\$0.400	\$5.39
3	Melbourne Reverse Osmosis (RO) Plant Expansion	2.50	\$4.80	\$5.80	\$2.827	\$3.54
4	Ormond Beach Water Treatment Plant Expansion Project	2.00	\$10.90	\$12.02	\$0.427	\$0.69
5	St. Augustine Water Supply Project	5.00	\$12.80	\$14.70	\$1.980	\$1.69
6	St. Johns County Water Supply Project	6.66	\$20.00	\$22.00	\$2.000	\$1.51
Brackish Groundwater Subtotals		17.79	\$68.91	\$76.14	\$7.82	
Surface Water Source for Potable Use						
7	Lower Ocklawaha River in Putnam County Project	20.00	\$201.00	\$266.00	\$5.790	\$3.16
8	St. Johns River Near SR 50 Project	10.00	\$76.00	\$95.00	\$4.350	\$3.01
9	St. Johns River Near Lake Monroe Project	50.00	\$387.56	\$505.68	\$21.003	\$3.04
10	St. Johns River Near DeLand Project	20.00	\$182.58	\$239.52	\$8.578	\$3.40
11	St. Johns River Near Lake George Project	33.00	\$313.00	\$402.00	\$13.670	\$3.39
12	St. Johns River/Taylor Creek Reservoir Water Supply Project	40.00	\$174.00	\$215.00	\$11.830	\$1.87
Surface Water Subtotals		173.00	\$1,334.14	\$1,723.20	\$65.22	
Seawater Source for Potable Use						
13	Indian River Lagoon at FP&L Cape Canaveral Power Plant Project	15.00	\$111.00	\$140.00	\$7.510	\$3.43
14	Indian River Lagoon at Reliant Energy Power Plant Project	15.00	\$113.00	\$141.00	\$8.100	\$3.57

2005 District Water Supply Plan – Addendum

Table 13—continued

DWSP Project Number	Project Name	Capacity Average Daily Flow (mgd)	Estimated Cost			
			Construction (in millions)	Total Capital (in millions)	Operation and Maintenance (in millions per yr)	Unit Production (cost per 1,000 gal)
15	Intracoastal Waterway at New Smyrna Beach Project	15.00	\$134.00	\$168.00	\$8.840	\$4.05
	Seawater Subtotals	45.00	\$358.00	\$449.00	\$24.45	
Reclaimed Water Source						
16	Alafaya Reclaimed Water Storage and High Service Pumps Project	0.41	\$2.02	\$2.44	\$0.033	\$1.25
17	Altamonte Springs and Apopka Project RENEW APRICOT	6.63	\$11.19	\$13.52	\$0.195	\$0.46
18	Apopka and Winter Garden Reuse Partnership Project	3.00	\$4.31	\$5.21	\$0.071	\$0.38
19	Bellevue and Spruce Creek Golf Course Reclaimed Water System Expansion Project	1.00	\$1.64	\$2.37	\$0.032	\$0.55
20	Beverly Beach Integrated Reclaimed Water and Stormwater Reuse Project, Phase II	0.50	\$2.25	\$2.64	\$0.049	\$1.28
21	Clermont Reclaimed and Stormwater System Expansion Project	5.10	\$18.77	\$22.68	\$0.923	\$1.28
22	Cocoa/Rockledge Reclaimed Water Line Connection Project	0.25	\$1.07	\$1.29	\$0.021	\$1.14
23	Daytona Beach Reclaimed Water System Project	26.00	\$20.33	\$25.41	\$1.826	\$0.36
24	Deland Reclaimed Water and Surface Water Augmentation Project	1.70	\$4.83	\$5.55	\$0.328	\$1.15
25	Eastern Orange and Seminole Counties Regional Reuse Project	20.00	\$28.94	\$28.94	\$0.364	\$0.32
26	Edgewater Reclaimed Water System Interconnect to Southeast Volusia County Project	1.00	\$5.22	\$6.30	\$0.146	\$1.49

Table 13—continued

DWSP Project Number	Project Name	Capacity Average Daily Flow (mgd)	Estimated Cost			Unit Production (cost per 1,000 gal)
			Construction (in millions)	Total Capital (in millions)	Operation and Maintenance (in millions per yr)	
27	Eustis Reclaimed Water System Expansion and Augmentation Project	1.10	\$1.87	\$2.26	\$0.096	\$0.60
28	Flagler County Bulow Reclaimed Water System Project	1.70	\$1.77	\$2.14	\$0.185	\$0.53
29	Holly Hill Reuse System to Ormond Beach	0.60	\$0.40	\$0.49	\$0.048	\$0.36
30	Lady Lake Phase II Reclaimed Water System	0.50	\$2.00	\$2.20	\$0.229	\$2.05
31	Lake Utility Services (Utilities Inc. of Florida)—Lake Groves WWTF Reclaimed Water System Expansion Project	1.00	\$3.60	\$4.35	\$0.219	\$1.43
32	Leesburg Reclaimed Water Reuse Project	7.05	\$23.02	\$27.82	\$0.334	\$0.88
33	Melbourne Reclaimed Water System Expansion Project	1.50	\$4.03	\$4.87	\$0.373	\$1.30
34	Minneola Reclaimed Water Reuse Project	1.00	\$7.78	\$11.46	\$0.140	\$1.01
35	Mount Dora Country Club Golf Course Reclaimed Water Project	0.26	\$0.33	\$0.40	\$0.021	\$0.49
36	North Seminole Regional Reclaimed Water and Surface Water Optimization System Expansion and Optimization Project	7.76	\$8.78	\$10.30	\$0.505	\$0.43
37	Ocoee Reuse System Expansion Project	0.35	\$2.33	\$2.69	\$0.001	\$1.33
38	Orange County Northwest Reclaimed Water Project	3.00	\$10.00	\$10.25	\$0.300	\$0.87
39	Orange County Southeastern Reclaimed Water System Expansion	12.50	\$13.21	\$13.21	\$0.351	\$0.27
40	Orlando Utilities Commission Project RENEW	9.20	\$51.93	\$62.75	\$1.612	\$1.66
41	Ormond Beach North Peninsula Reclaimed Water Storage Project	0.49	\$2.46	\$2.97	\$0.142	\$1.94
42	Ormond Beach South Peninsula Reuse Improvement Project	2.13	\$8.20	\$9.91	\$0.194	\$1.06
43	Palm Coast Reclaimed Water System Expansion Project	8.23	\$13.91	\$16.61	\$1.232	\$0.77
44	Port Orange Airport Road Reclaimed Water Transmission Main Project	1.00	\$1.60	\$1.93	\$0.080	\$0.56
45	Port Orange Pioneer Trail Storage and Pumping Facility Project	2.00	\$2.34	\$2.83	\$0.183	\$0.50

2005 District Water Supply Plan – Addendum

Table 13—continued

DWSP Project Number	Project Name	Capacity Average Daily Flow (mgd)	Estimated Cost			Unit Production (cost per 1,000 gal)
			Construction (in millions)	Total Capital (in millions)	Operation and Maintenance (in millions per yr)	
46	Port Orange Reclaimed Water Reservoir and Recharge Basin Project	2.70	\$8.78	\$10.06	\$0.107	\$0.82
47	Rockledge Reclaimed Water Storage Project	0.16	\$1.68	\$2.03	\$0.013	\$2.36
48	Rockledge Reclaimed Water System Expansion—ASR Project	0.55	\$2.01	\$2.43	\$0.045	\$1.25
49	South Daytona Reclaimed Water System Expansion Project	0.14	\$0.72	\$0.87	\$0.011	\$1.32
50	Tavares Reclaimed Water Treatment System Expansion Project	0.60	\$4.71	\$5.69	\$0.048	\$1.86
51	Volusia County Southwest Reclaimed Water System Project	0.20	\$1.18	\$1.43	\$0.016	\$1.46
52	West Melbourne Above Ground Reclaimed Water Storage Tank	2.48	\$2.51	\$2.76	\$0.100	\$0.31
53	Winter Garden Reclaimed Water Pumping and Transmission Project	4.00	\$14.40	\$17.40	\$0.496	\$1.09
	Reuse Subtotals	139.79	\$296.12	\$348.46	\$11.07	
Reuse Augmentation Source						
54	Lake Apopka Reuse Augmentation Project	1.00	\$7.27	\$8.79	\$0.114	\$1.99
55	Seminole County Yankee Lake Reclaimed Water System Augmentation Project	10.00	\$25.08	\$31.36	\$3.156	\$1.43
56	University of Central Florida (UCF) Reclaimed Water and Stormwater Integration Project	0.41	\$0.88	\$1.06	\$0.052	\$0.80
57	Winter Park Windsong Stormwater Reuse Demonstration Project	0.10	\$0.43	\$0.52	\$0.030	\$1.72
58	Winter Springs—Lake Jessup Reclaimed Water Augmentation Project	2.25	\$6.70	\$6.70	\$0.150	\$0.75
	Reuse Augmentation Subtotals	13.76	\$45.36	\$56.61	\$3.50	

Table 13—continued

DWSP Project Number	Project Name	Capacity Average Daily Flow (mgd)	Estimated Cost			Unit Production (cost per 1,000 gal)
			Construction (in millions)	Total Capital (in millions)	Operation and Maintenance (in millions per yr)	
59	Cherry Lake Tree Farm Lake Withdrawal for Agricultural Irrigation Project	0.77	\$0.68	\$0.82	\$0.062	\$0.42
60	Holloway Farms Agricultural Irrigation Rainwater Collection System Project	0.08	\$1.29	\$1.55	\$0.002	\$3.86
	Other Subtotals	0.85	\$1.97	\$2.36	\$0.06	
	Alternative Water Supply Development Projects Total	388.19	\$2,099.50	\$2,647.59	\$112.12	

mgd = million gallons per day

Notes: Alternative water supply projects are defined, to the extent possible, on the basis of complete water production, treatment, storage, and transmission systems. Complete projects may include several hydraulically connected major projects elements under single ownership.

Cost estimates are presented for various levels of project development, ranging from order of magnitude conceptual planning level to final design. Actual project costs will vary from these estimates, which are presented herein only to provide an overview of potential alternative water supply project costs.

Construction cost estimates may include construction contingencies as appropriate.

Total capital costs include estimated construction cost plus allowance for nonconstruction capital items, which may include land, land acquisition, planning, permitting, design, and services during construction, as applicable to a given project.

Cost totals for project categories have been rounded. Dollars are in millions for construction, total capital, and operation and maintenance.

Table 14. SJRWMD—Public water supply entities and associated alternative water supply development projects

Water Supply Entities	Apopka and Winter Garden Reuse Partnership Project	Cocoa / Rockledge Reclaimed Water Reuse System	Eastern Orange and Seminole Counties Regional Reclaimed Water Reuse System	Indian River Lagoon at FP&L Cape Canaveral Power Plant	Indian River Lagoon at Reliant Energy Power Plant	Intracoastal Waterway at New Smyrna Beach	Lower Ocklawaha River in Putnam County	North Seminole Regional Reclaimed Water and Surface Water Augmentation System Expansion and Optimization Project	Altamonte Springs and Apopka Project RENEW APRICOT	Orange County Southeast Reclaimed Water System Expansion Project	St. Johns River Near SR 50	St. Johns River Near Lake Monroe	St. Johns River Near DeLand	St. Johns River Near Lake George	St. Johns River / Taylor Creek Reservoir	*Single Water Supply Entity Project Number
Priority Water Resource Caution Areas (PWRCA's)																
East-Central Florida Area																
Altamonte Springs, City of (Seminole)									•			•	•			
Apopka, City of (Orange)	•								•			•	•			54
Aqua Utilities Florida Inc. (Lake)												•	•			
Aqua Utilities Florida Inc. (Seminole)												•	•			
Bellevue, City of (Marion)																19
Casselberry, City of (Seminole)												•	•			
Chateau Land Development Co. (Orange)												•	•			
Chateau Land Development—Orange Lake MHP (Lake)												•	•			
Cherry Lake Tree Farm (Lake)																59
Clerbrook Golf and RV Resort (Lake)												•	•			
Clermont, City of (Lake)												•	•			21
Cocoa, City of (Brevard)		•		•	•										•	
East-Central Florida Services (Brevard, Orange, Osceola)															•	
Eatonville, Town of (Orange)												•	•			
Eustis, City of (Lake)												•	•			27
Fruitland Park, City of (Lake)												•	•			
Groveland, City of (Lake)												•	•			
Harbor Hills Utilities LP (Lake)												•	•			
Hawthorne at Leesburg (Lake)												•	•			
Holloway Farms (Lake)																60
Howey-in-the-Hills, Town of (Lake)												•	•			
Lady Lake, Town of (Lake)												•	•			30
Lake Griffin Isles (Lake)												•	•			
Lake Mary, City of (Seminole)								•				•	•			
Leesburg, City of (Lake)												•	•			32
Longwood, City of (Seminole)												•	•			
Maitland, City of (Orange)												•	•			
Marion County (Marion)												•	•			
Mascotte, City of (Lake)												•	•			
Melbourne, City of (Brevard)																3, 33
Mid Florida Lakes MHP (Lake)												•	•			
Minneola, City of (Lake)												•	•			34
Montverde, Town of (Lake)												•	•			
Mount Dora, City of (Lake)												•	•			
Mount Dora Country Club (Lake)																35

Table 14—continued

Water Supply Entities	Apopka and Winter Garden Reuse Partnership Project	Cocoa / Rockledge Reclaimed Water Reuse System	Eastern Orange and Seminole Counties Regional Reclaimed Water Reuse System	Indian River Lagoon at FP&L Cape Canaveral Power Plant	Indian River Lagoon at Reliant Energy Power Plant	Intracoastal Waterway at New Smyrna Beach	Lower Ocklawaha River in Putnam County	North Seminole Regional Reclaimed Water and Surface Water Augmentation System Expansion and Optimization Project	Altamonte Springs and Apopka Project RENEW APRICOT	Orange County Southeast Reclaimed Water System Expansion Project	St. Johns River Near SR 50	St. Johns River Near Lake Monroe	St. Johns River Near DeLand	St. Johns River Near Lake George	St. Johns River / Taylor Creek Reservoir	*Single Water Supply Entity Project Number
Oakland, Town of (Orange)												•	•			
Oak Springs MHP (Lake)												•	•			
Ocoee, City of (Orange)												•	•			37
Orange County (Orange)			•	•	•					•		•	•		•	38
Orlando, City of (Orange)			•							•						
Orlando Utilities Commission (Orange)			•	•	•					•		•	•		•	40
Oviedo, City of (Seminole)			•									•	•			
Palm Valley MHP (Seminole)												•				
Pennbrooke Utilities Inc. (Lake)												•	•			
Rock Springs MHP (Orange)												•	•			
Rockledge, City of (Brevard)		•														47, 48
Sanford, City of (Seminole)								•				•	•			
Seminole County (Seminole)	•		•					•				•	•			55
Shadow Hills MHP (Orange)												•	•			
Southlake Utilities (Lake)												•	•			
Sunshine Utilities (Marion)												•	•			
Sunlake Estates (Lake)												•	•			
Tavares, City of (Lake)												•	•			50
Titusville, City of (Brevard)				•	•										•	
Toho Water Authority (Osceola)															•	
Umatilla, City of (Lake)												•	•			
University of Central Florida (Orange)			•													56
Utilities Inc. of Florida (Lake)												•	•			31
Utilities Inc. of Florida (Orange)												•	•			
Utilities Inc. of Florida (Seminole)												•	•			16
Villages of Lake-Sumter (Lake)												•	•			
Water Oak Estates (Lake)												•	•			
Wedgewood Homeowners Association (Lake)												•	•			
West Melbourne, City of (Brevard)																52
Winter Garden, City of (Orange)	•											•	•			53
Winter Park, City of (Orange)												•	•			57
Winter Springs, City of (Seminole)												•	•			58
Zellwood Station Utilities (Orange)												•	•			
Zellwood Water Association (Orange)												•	•			

Table 14—continued

Water Supply Entities	Apopka and Winter Garden Reuse Partnership Project	Cocoa / Rockledge Reclaimed Water Reuse System	Eastern Orange and Seminole Counties Regional Reclaimed Water Reuse System	Indian River Lagoon at FP&L Cape Canaveral Power Plant	Indian River Lagoon at Reliant Energy Power Plant	Intracoastal Waterway at New Smyrna Beach	Lower Ocklawaha River in Putnam County	North Seminole Regional Reclaimed Water and Surface Water Augmentation System Expansion and Optimization Project	Altamonte Springs and Apopka Project RENEW APRICOT	Orange County Southeast Reclaimed Water System Expansion Project	St. Johns River Near SR 50	St. Johns River Near Lake Monroe	St. Johns River Near DeLand	St. Johns River Near Lake George	St. Johns River / Taylor Creek Reservoir	*Single Water Supply Entity Project Number
Flagler Area																
Bunnell, City of														•		
Dunes Community Development District														•		1
Flagler Beach, City of														•		
Flagler County														•		20, 28
Ormond Beach, City of												•	•			
Palm Coast, City of													•	•		43
Volusia Area																
Daytona Beach, City of						•						•	•			23
DeLand, City of												•	•			24
Deltona, City of												•	•			
Edgewater, City of						•						•	•			26
Holly Hill, City of						•						•	•			29
Lake Beresford Water Association												•	•			
Lake Helen, City of												•	•			
Orange City, City of												•	•			
Ormond Beach, City of						•						•	•			4, 41, 42
Pierson, Town of												•	•	•		
Port Orange, City of						•						•	•			44, 45, 46
South Daytona Beach, City of																49
Utilities Commission of New Smyrna Beach						•						•	•			
Volusia County						•						•	•			51
Water Authority of Volusia (WAV)						•	•					•	•			
Areas that would be identified as PWRCAs if proposed alternative water supply development projects were not implemented																
East Putnam Water System (Putnam)																2
St. Augustine, City of (St. Johns)																5
St. Johns County (St. Johns)																6

Notes: Inclusion of a project on this table is not assurance that the project will receive funding through the Water Protection and Sustainability Program (WPSP).

Any water supply development option could be used by any water supply entity. However, the development of some options are less reasonable than others because of factors such as distance and cost. The water supply development project options identified in this table, in association with specific water supply entities, are those that SJRWMD considers most reasonable.

*Single water supply entity project numbers are identified beginning on page 116 of the *DWSP 2005*.

Table 15. Status of water supply development projects

Projects	Multi-jurisdictional Entity	Selected for Implementation	Project Sponsor(s)	Proposed Quantity	Funding Source	Project Planning	Engineering Design	Permitting	Construction
Brackish Groundwater Source for Potable Use									
Dunes Community Development District Brackish Groundwater Project	no	yes	Dunes Community Development District	1.00 mgd	Dunes Community Development District, WPSP funds requested	Complete	In progress	Complete	2005–2007
East Putnam Regional Water System Project	no	yes	Putnam County	0.93 mgd	U.S. Department of Agriculture Rural Development Fund, Florida Department of Environmental Protection grant, WPSP funds requested	Complete	In progress	In progress	2005–2007
Melbourne RO Plant Expansion	no	yes	City of Melbourne	2.50 mgd	City of Melbourne, WPSP funds requested	2006	2008	2008–2009	2009–2010
Ormond Beach Treatment Plant Expansion Project	no	yes	City of Ormond Beach	2.00 mgd	City of Ormond Beach, WPSP funds requested	2005	2005–2006	2006	2006–2007
St. Augustine Water Supply Project	no	yes	City of St. Augustine	6.00 mgd	City of St. Augustine, WPSP funds requested	Complete	In progress	In progress	2006–2007
St. Johns County	no	yes	St. Johns County	8.00 mgd	St. Johns County, WPSP funds requested	Complete	In progress	In progress	2005–2006
Surface Water Source for Potable Use									
Lower Ocklawaha River in Putnam County Project	*to be determined	no	to be identified	20.00 mgd	to be identified	Not scheduled	Not scheduled	Not scheduled	Not scheduled
St. Johns River Near SR 50 Project	*to be determined	no	to be identified	up to 10.00 mgd	to be identified	Not scheduled	Not scheduled	Not scheduled	Not scheduled
St. Johns River Near Lake Monroe Project	no	yes	City of Sanford	2 mgd (up to 50.00 mgd total available)	City of Sanford, WPSP funds requested	In progress	2006	2006	20072008
St. Johns River Near DeLand Project	*to be determined	no	to be identified	up to 20.00 mgd	to be identified	Not scheduled	Not scheduled	Not scheduled	Not scheduled
St. Johns River Near Lake George Project	*to be determined	no	to be identified	up to 33.00 mgd	to be identified	Not scheduled	Not scheduled	Not scheduled	Not scheduled
St. Johns River/Taylor Creek Reservoir Water Supply Project	yes	yes	City of Cocoa, City of Titusville, East Central Florida Services, Inc., Orange County, Orlando Utilities Commission, South Florida Water Management District, St. Johns River Water Management District, Toho Water Authority	up to 40.00 mgd	Project sponsors, State and Tribal Assistance Grant (STAG), WPSP funds requested	2005–2008	2008–2009	2008–2009	2010–2012
Seawater Source for Potable Use									
Indian River Lagoon at FP&L Cape Canaveral Power Plant Project	*to be determined	no	to be identified	up to 30.00 mgd	to be identified	Not scheduled	Not scheduled	Not scheduled	Not scheduled
Indian River Lagoon at Reliant Energy Power Plant Project	*to be determined	no	to be identified	up to 30.00 mgd	to be identified	Not scheduled	Not scheduled	Not scheduled	Not scheduled
Intracoastal Waterway at New Smyrna Beach Project	*to be determined	no	to be identified	15.00 mgd	to be identified	Not scheduled	Not scheduled	Not scheduled	Not scheduled
Reclaimed Water Source									
Alafaya Utilities Reclaimed Water Storage and High Service Pumps	no	yes	Utilities Inc. of Florida (Seminole)	0.41 mgd	Utilities Inc. of Florida (Seminole), WPSP funds requested	Complete	Complete	2006	2006
Altamonte Springs and Apopka Project RENEW APRICOT	yes	yes	Altamonte Springs, Apopka	6.63 mgd	Project sponsors, WPSP funds requested	Complete	2006	2006	2007
Apopka and Winter Garden (or Northwest Orange County) Regional Reuse Partnership Project	yes	yes	Apopka, Winter Garden	3.00 mgd	Project sponsors, WPSP funds requested	Complete	Not scheduled	Not scheduled	Not scheduled

Table 15—Continued

Projects	Multi-jurisdictional Entity	Selected for Implementation	Project Sponsor(s)	Proposed Quantity	Funding Source	Project Planning	Engineering Design	Permitting	Construction
Bellevue and Spruce Creek Golf Course Reclaimed Water System Expansion	no	yes	City of Bellevue	1.00 mgd	City of Bellevue, WPSP funds requested	Complete	2005–2006	2006	2006–2007
Beverly Beach Integrated Reclaimed Water and Stormwater Reuse Project, Phase II	no	yes	Flagler County	0.50 mgd	Flagler County, Rural Development, WPSP funds requested, others to be identified	Complete	2006	2006	2006–2007
Clermont Reclaimed and Stormwater System Expansion	no	yes	City of Clermont	5.10 mgd	City of Clermont, WPSP funds requested	2004–2006	2005–2007	2006–2007	2007–2008
Cocoa/Rockledge Reclaimed Water Line Connection	yes	yes	City of Cocoa, City of Rockledge	0.25 mgd	City of Cocoa, City of Rockledge, WPSP funds requested	2006	2006	2006	2007
Daytona Beach Reclaimed Water System	no	yes	City of Daytona Beach	26.00 mgd	City of Daytona Beach, WPSP funds requested	Complete	2005–2006	2006–2007	2007–2008
DeLand Reclaimed Water and Surface Water Augmentation Project	no	yes	City of DeLand	1.70 mgd	City of DeLand, Florida Forever Trust Fund, WPSP funds requested	Complete	Complete	2004–2006	2004–2009
Eastern Orange and Seminole Counties Regional Reuse Project	yes	yes	City of Orlando, Orange County, Orlando Utilities Commission, Seminole County, City of Oviedo, University of Central Florida	20.00 mgd	Project partners, STAG, WPSP funds requested	Complete	Complete	2007	2004–2007
Edgewater Reclaimed Water system Interconnect to SE Volusia County	no	yes	City of Edgewater	1.00 mgd	City of Edgewater, WPSP funds requested	Complete	2006	2006–2007	2007
Eustis Reclaimed Water System Expansion and Augmentation	no	yes	City of Eustis	1.10 mgd	City of Eustis, WPSP funds requested	Complete	2006–2008	2007–2009	2009–2012
Flagler County Bulow Reuse Water System	no	yes	Flagler County	1.70 mgd	Flagler County, WPSP funds requested	Complete	2006–2007	2007	2007–2008
Holly Hill Reuse System to Ormond Beach	no	yes	City of Holly Hill	0.60 mgd	City of Holly Hill, WPSP funds requested	Complete	2006–2007	2007	2008
Lady Lake Phase II Reclaimed Water System	no	yes	Town of Lady Lake	0.50 mgd	Town of Lady Lake, WPSP funds requested	Complete	2006	2007–2008	2008–2009
Lake Utility Services Inc. (Utilities Inc. of Florida) Lake Groves WWTF Reclaimed Water Expansion	no	yes	Utilities Inc. of Florida	1.00 mgd	Utilities Inc. of Florida, WPSP funds requested	Complete	2005–2006	2006	2006–2007
Leesburg Reclaimed Water Reuse Project	no	yes	City of Leesburg	7.10 mgd	City of Leesburg, WPSP funds requested	Complete	Complete	2006	2006–2007
Melbourne Reclaimed Water System Expansion	no	yes	City of Melbourne	1.50 mgd	City of Melbourne, WPSP funds requested	Complete	2005–2006	2006	2006–2007
Minneola Reclaimed Water Reuse Project	no	yes	City of Minneola	1.50–2.50 mgd	City of Minneola, WPSP funds requested	Complete	Complete	Complete	2005–2006
Mount Dora Country Club Golf Course Reclaimed Water Project	no	yes	Mount Dora Country Club	0.26 mgd	Mount Dora Country Club, WPSP funds requested	Complete	Not scheduled	Not scheduled	Not scheduled
North Seminole Regional Reclaimed Water and Surface Water Augmentation System Expansion and Optimization Project	yes	yes	City of Sanford, City of Lake Mary, Seminole County	7.80 mgd	Project partners, Florida Forever Trust Fund, WPSP funds requested	Complete	In progress	In progress	2005–2009

Table 15—Continued

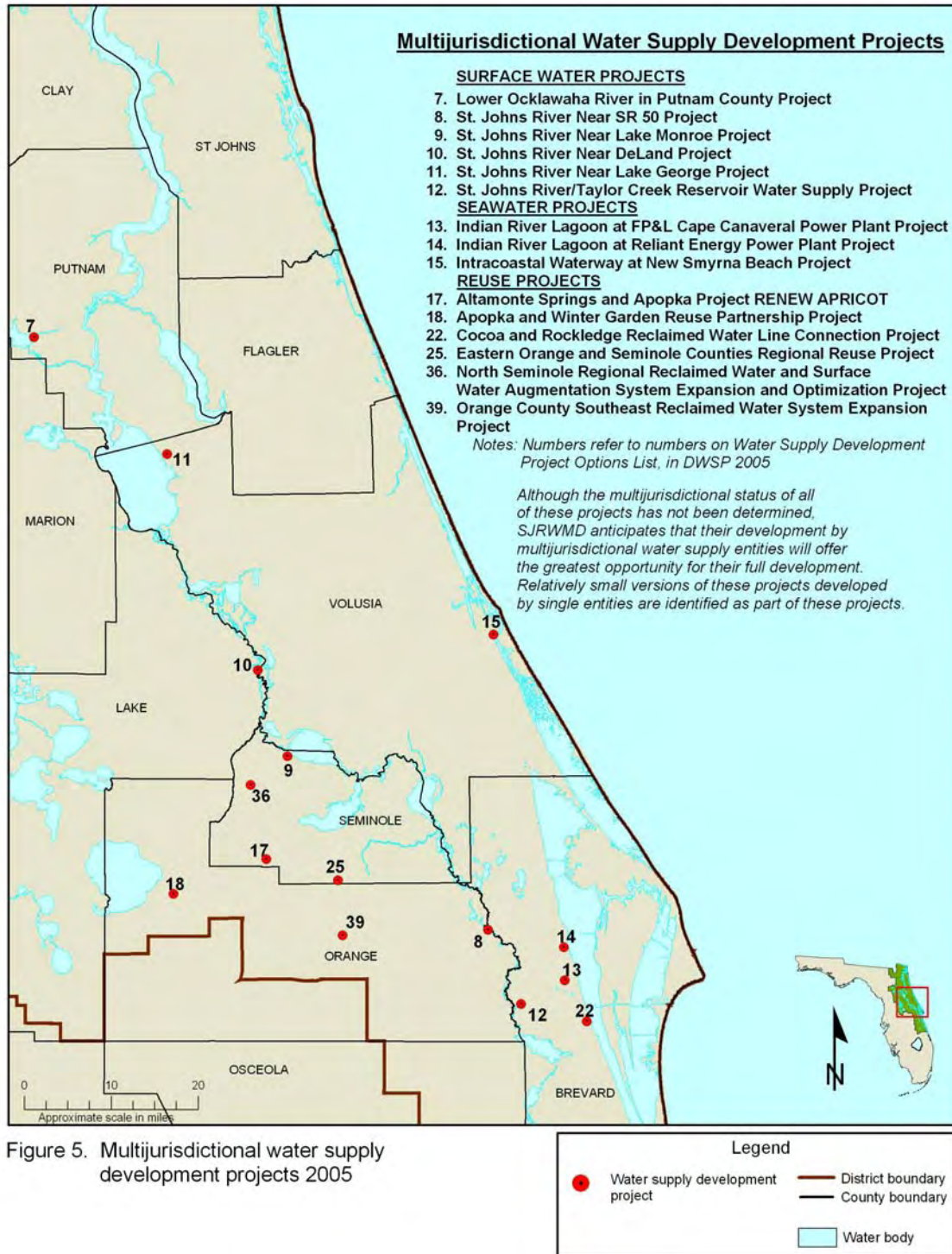
Projects	Multi-jurisdictional Entity	Selected for Implementation	Project Sponsor(s)	Proposed Quantity	Funding Source	Project Planning	Engineering Design	Permitting	Construction
Ocoee Reuse System Expansion	no	yes	City of Ocoee	0.35 mgd	City of Ocoee, WPSP funds requested	Complete	2005–2006	2006	2006
Orange County Northwest Reclaimed Water Augmentation	no	yes	Orange County	3.00 mgd	Orange County, WPSP funds requested	Complete	2006	2006–2007	2006–2010
Orange County Southeast Reclaimed Water System Expansion	yes	yes	Orange County, Orlando Utilities Commission, City of Orlando	12.50 mgd	Orange County, WPSP funds requested	Complete	2005–2006	2006–2008	2006–2010
Orlando Utilities Commission Project RENEW	no	yes	Orlando Utilities Commission	9.20 mgd	Orlando Utilities Commission, WPSP funds requested	2005–2007	2008–2009	2009–2010	2009–2011
Ormond Beach North Peninsula Reclaimed Water Storage Project	no	yes	City of Ormond Beach	0.49 mgd	City of Ormond Beach, Florida Forever Trust Fund, WPSP funds requested	Complete	In progress	In progress	2005–2006
Ormond Beach South Peninsula Reuse Improvements	no	yes	City of Ormond Beach	2.13 mgd	City of Ormond Beach, WPSP funds requested	Complete	2006–2007	2006–2009	2007–2010
Palm Coast New Reclaimed Water System Expansion	no	yes	City of Palm Coast	8.23 mgd	City of Palm Coast, WPSP funds requested	Complete	2005–2007	2006–2009	2006–2009
Port Orange Airport Road Reclaimed Water Transmission Main	no	yes	City of Port Orange	1.00 mgd	City of Port Orange, WPSP funds requested	Complete	Complete	2006	2006
Port Orange Pioneer Trail Storage and Pumping Facility	no	yes	City of Port Orange	2.00 mgd	City of Port Orange, WPSP funds requested	Complete	2006	2008	2006
Port Orange Reclaimed Water Reservoir and Recharge Basin	no	yes	City of Port Orange	2.70 mgd	City of Port Orange, Florida Forever Trust Fund, WPSP funds requested	Complete	Complete	Complete	2004–2006
Rockledge Reclaimed Water Storage	no	yes	City of Rockledge	0.16 mgd	City of Rockledge, WPSP funds requested	Complete	Not scheduled	Not scheduled	Not scheduled
Rockledge Reclaimed Water System Expansion—ASR	no	yes	City of Rockledge	0.55 mgd	City of Rockledge, WPSP funds requested	Complete	Complete	2005–2006	2006
South Daytona Reclaimed Water System Expansion	no	yes	City of South Daytona	0.14 mgd	City of South Daytona, WPSP funds requested	Complete	2005–2006	2006–2007	2006–2007
Tavares Reclaimed Water Treatment System Expansion	no	yes	City of Tavares	0.6 mgd	City of Tavares, WPSP funds requested	2006	2007	2007	2008
Volusia County SW Reclaimed Water System	no	yes	Volusia County	0.20 mgd	Volusia County, WPSP funds requested	Complete	2006	2006	2007
West Melbourne Above Ground Reclaimed Water Storage Tank	no	yes	City of West Melbourne	2.48 mgd	City of West Melbourne, STAG funds, WPSP funds requested	Complete	2006	2006	2006–2007
Winter Garden Reclaimed Water Pumping and Transmission	no	yes	City of Winter Garden	4.00 mgd	City of Winter Garden, WPSP funds requested	Complete	2005–2006	2006	2006–2008

Table 15—Continued

Projects	Multi-jurisdictional Entity	Selected for Implementation	Project Sponsor(s)	Proposed Quantity	Funding Source	Project Planning	Engineering Design	Permitting	Construction
Reuse Augmentation Source									
Lake Apopka Reuse Augmentation Project	no	yes	City of Apopka	1.00 mgd	City of Apopka, WPSP funds requested	In progress	In progress	2006	2007–2008
Seminole County Yankee Lake Reclaimed Water System Augmentation	no	yes	Seminole County	10.00 mgd	Seminole County, WPSP funds requested	Complete	2006	2006	2006–2007
University of Central Florida (UCF) Reclaimed Water and Stormwater Integration	no	yes	University of Central Florida	0.41 mgd	University of Central Florida, SJRWMD stormwater cost-share funds, WPSP funds requested	Complete	2006	2006	2006
Winter Park Windsong Stormwater Reuse Demo	no	yes	City of Winter Park	0.10 mgd	City of Winter Park, SJRWMD stormwater cost-share funds	Complete	2006	2006	2006
Winter Springs—Lake Jesup Reclaimed Water Augmentation	no	yes	City of Winter Springs	2.25 mgd	City of Winter Springs, WPSP funds requested	2006	2006	2006–2007	2008–2010
Other									
Cherry Lake Tree Farm Lake Withdrawal for Agricultural Use	no	yes	Cherry Lake Tree Farm	0.77 mgd	Cherry Lake Tree Farm, WPSP funds requested	Complete	2006	2006	2007
Holloway Farms Agricultural Rainwater Collection System	no	yes	Holloway Farms	0.08 mgd	Holloway Farms, WPSP funds requested	Not scheduled	Not scheduled	Not scheduled	Not scheduled

mgd = million gallons per day

Note:
*Although the multijurisdictional status of these projects has been not been determined, SJRWMD anticipates that their development by multijurisdictional water supply entities will likely offer the greatest opportunity for their full development. Relatively small versions of these projects, which are to be developed by single entities, are identified as part of these projects.



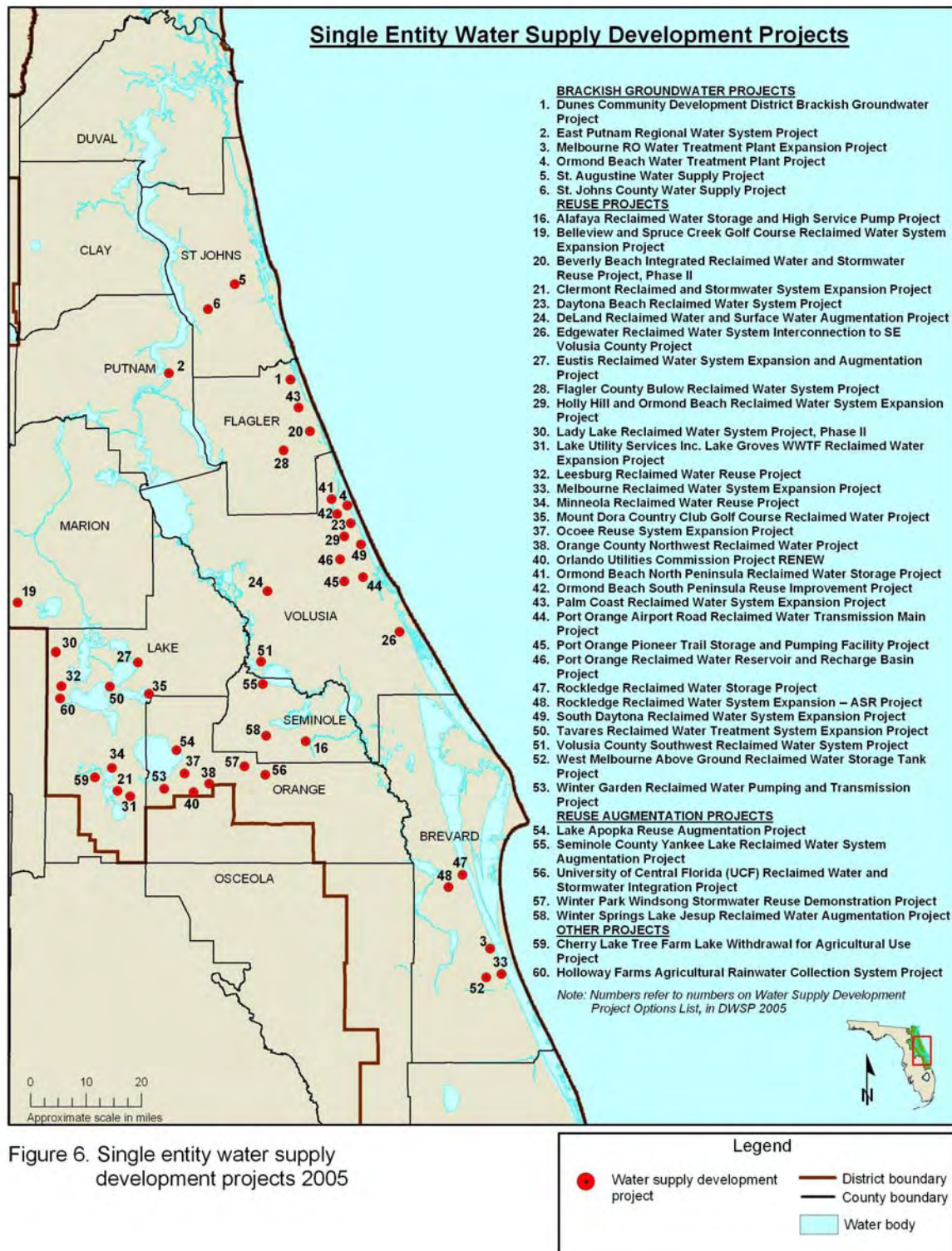


Figure 6. Single entity water supply development projects 2005