

TECHNICAL PUBLICATION SJ2006-2C

**ST. JOHNS RIVER WATER MANAGEMENT DISTRICT
DISTRICT WATER SUPPLY PLAN
2005**

**THIRD ADDENDUM
MAY 13, 2008**



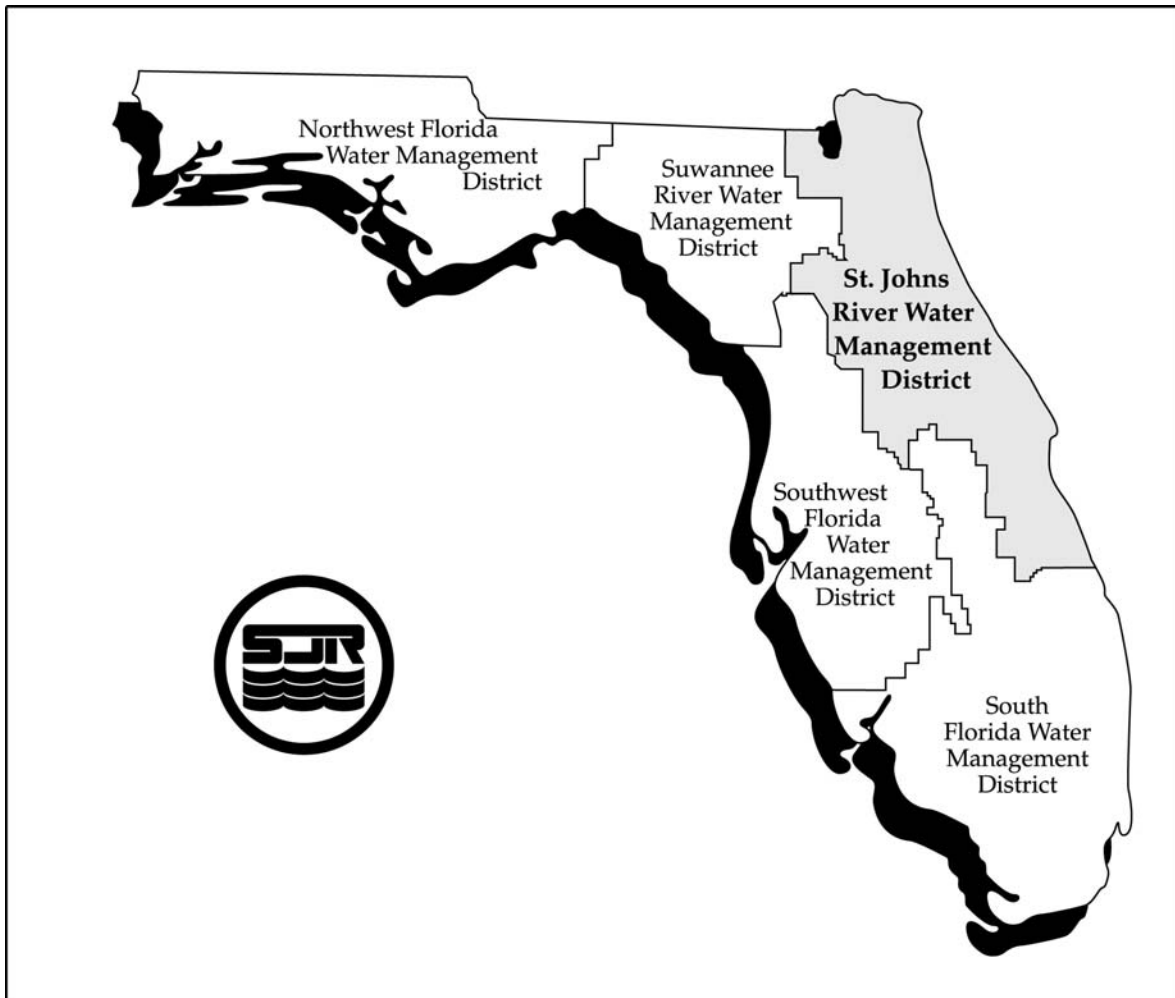
Technical Publication SJ2006-2C

St. Johns River Water Management District
District Water Supply Plan
2005

Third Addendum
May 13, 2008

St. Johns River Water Management District
Palatka, Florida

2008



The St. Johns River Water Management District (SJRWMD) was created by the Florida Legislature in 1972 to be one of five water management districts in Florida. It includes all or part of 18 counties in northeast Florida. The mission of SJRWMD is to ensure the sustainable use and protection of water resources for the benefit of the people of the District and the state of Florida. SJRWMD accomplishes its mission through regulation; applied research; assistance to federal, state, and local governments; operation and maintenance of water control works; and land acquisition and management.

This document is published to disseminate information collected by SJRWMD in pursuit of its mission. Copies of this document can be obtained from:

Library
St. Johns River Water Management District
4049 Reid Street • P.O. Box 1429
Palatka, FL 32178-1429

Phone: (386) 329-4132

DISTRICT WATER SUPPLY PLAN 2005

THIRD ADDENDUM MAY 13, 2008

The St. Johns River Water Management District (SJRWMD) approved its *District Water Supply Plan 2005 (DWSP 2005)* on February 7, 2006. *DWSP 2005* has been published by SJRWMD as Technical Publication SJ2006-2. The SJRWMD Governing Board approved an addendum (first addendum) to *DWSP 2005* on October 10, 2006. A second addendum to *DWSP 2005* was approved on December 11, 2007. This third addendum to *DWSP 2005* is important because the revised information contained within tables is (1) directly linked to the water supply entity notification process, which is required pursuant to Section 373.0361, *Florida Statutes*; (2) required for SJRWMD's Water Protection and Sustainability Program; and (3) essential in SJRWMD's efforts to develop technical assistance documents for local governments to use in updating their comprehensive plans to address water supply issues, including the identification of alternative and traditional water supply projects necessary for meeting the water supply needs within their jurisdictions. Following are enumerated changes to *DWSP 2005* associated with this third addendum.

Water supply development projects: Amend the list of water supply development projects, beginning on page vi of the Executive Summary in *DWSP 2005*, to include 24 newly identified projects (project numbers 61 to 84 as shown on List 1, attached).

Figure 5. Multijurisdictional water supply development projects 2005. As presented in this addendum, Figure 5 includes 12 additional project locations. These locations are for project numbers 61, 64, 65, 66, 67, 69, 71, 72, 74, 77, 78, and 79. Also, water supply development project number 40 was added to the multijurisdictional water supply development projects list from the single-entity water supply projects list. Figure 5, as it is included in this addendum, supersedes Figure 5 in *DWSP 2005* and the first addendum to *DWSP 2005*.

Figure 6. Single-entity water supply development projects 2005. As presented in this addendum, Figure 6 includes eight additional project locations. These locations are for project numbers 62, 63, 68, 70, 73, 75, 76, 80, 81, 82, 83, and 84. Also, water supply project number 40 was removed from the single-entity water supply development projects list and added to the multijurisdictional water supply development projects list. Figure 6, as it is included in this addendum, supersedes Figure 6 in *DWSP 2005* and the first addendum to *DWSP 2005*.

Table 13. Quantities and estimated costs of alternative water supply development projects. As presented in this third addendum to *DWSP 2005*, Table 13 is expanded to include the addition

of 24 new water supply development projects identified through the water supply entity notification process, county-level water supply planning processes, and other SJRWMD efforts. Table 13, as it is included in this addendum, supersedes Table 13 in *DWSP 2005* and in the first and second addenda to *DWSP 2005*.

Table 14. SJRWMD—Public water supply entities and associated alternative water supply development projects. As presented in this addendum, Table 14 includes the addition of new water supply development projects associated with water supply entities. Table 14, as it is included in this addendum, supersedes Table 14 in *DWSP 2005* and in the first and second addenda to *DWSP 2005*.

Table 15. Status of water supply development projects. As presented in this addendum, Table 15 includes a DWSP project number for each project, the addition of 12 multijurisdictional and 12 single-entity water supply development projects with descriptions of associated status, project sponsors, and funding sources. Also, water supply project number 40 was changed from single-entity to multijurisdictional entity. Table 15, as it is included in this addendum, supersedes Table 15 in *DWSP 2005* and in the first and second addenda to *DWSP 2005*.

Water supply development project options list: Amend the water supply development project options list, beginning on page 116 of *DWSP 2005*, to include 24 newly identified projects (project numbers 61 to 84 as shown on List 2, attached).

Water supply development projects: Amend the water supply development projects list, beginning on page 162 of *DWSP 2005*, to include 24 newly identified projects (project numbers 61 to 84 as shown on List 1, attached).

List 1: New Projects Included in Third Addendum to DWSP 2005

Surface Water Source for Potable Use

- 61 Lower Ocklawaha River in Marion County Project
- 62 Sanford ASR Well for Surface Potable Water Storage Project
- 63 Sanford Surface WTP on Lake Monroe Project
- 64 St. Johns River Near SR 46 Project
- 65 St. Johns River Near Yankee Lake Project

Seawater Source for Potable Use

- 66 Coquina Coast Seawater Desalination Project

Reclaimed Water Source

- 67 Heathrow Boulevard Reclaimed Water Transmission Main Project
- 68 Markham Woods Road Reclaimed Water Transmission Main Project
- 69 Orange Boulevard Reclaimed Water Transmission Main Project
- 70 Oviedo Reclaimed Water Project
- 71 Seminole County Residential Reclaimed Water Retrofit Project – Phase 1
- 72 Seminole County/Sanlando Utilities Interconnect with Altamonte Springs Project
- 73 Spruce Creek G&CC Reclaimed Water Project
- 74 Timacuan Reclaimed Water Main Upgrade Project
- 75 West Melbourne – Reuse Distribution System Improvements Project
- 76 Western Ormond Beach Reclaimed Water Distribution Project
- 81 City of Flagler Beach Reclaimed Water Treatment System Project
- 84 City of Ocoee Northwest Reuse Re-Pump Station and Interconnection Mains Project

Reuse Augmentation Source

- 77 Nova Canal Reclaimed Augmentation Project
- 78 Sanford and Volusia Interconnect Reclaimed/Augmentation Project
- 79 St. Johns River Near SR 46 – Non-Potable with Storage Project
- 80 Umatilla Reclaimed Development and Surface Water Reclaimed Supply Project
- 82 Securing Minneola’s Alternative Resources for Tomorrow (SMART) Project
- 83 Silver Springs Citrus Industrial Waste for Reuse Blending and Augmentation Project

List 2: New Projects Included in Third Addendum to DWSP 2005

(* indicates projects that will service only one water supply entity)

Surface Water Source for Potable Use

- 61 Lower Ocklawaha River in Marion County Project
- 62 Sanford ASR Well for Surface Potable Water Storage Project*
- 63 Sanford Surface WTP on Lake Monroe Project*
- 64 St. Johns River Near SR 46 Project
- 65 St. Johns River Near Yankee Lake Project

Seawater Source for Potable Use

- 66 Coquina Coast Seawater Desalination Project

Reclaimed Water Source

- 67 Heathrow Boulevard Reclaimed Water Transmission Main Project
- 68 Markham Woods Road Reclaimed Water Transmission Main Project*
- 69 Orange Boulevard Reclaimed Water Transmission Main Project
- 70 Oviedo Reclaimed Water Project*
- 71 Seminole County Residential Reclaimed Water Retrofit Project-Phase 1
- 72 Seminole County/Sanlando Utilities Interconnect with Altamonte Springs Project
- 73 Spruce Creek G&CC Reclaimed Water Project*
- 74 Timacuan Reclaimed Water Main Upgrade Project
- 75 West Melbourne – Reuse Distribution System Improvements Project*
- 76 Western Ormond Beach Reclaimed Water Distribution Project*
- 81 City of Flagler Beach Reclaimed Water Treatment System Project*
- 84 City of Ocoee Northwest Reuse Re-Pump Station and Interconnection Mains Project*

Reuse Augmentation Source

- 77 Nova Canal Reclaimed Augmentation Project
- 78 Sanford and Volusia Interconnect Reclaimed/Augmentation Project
- 79 St. Johns River Near SR 46 – Non-Potable with Storage Project
- 80 Umatilla Reclaimed Development and Surface Water Reclaimed Supply Project*
- 82 Securing Minneola’s Alternative Resources for Tomorrow (SMART) Project*
- 83 Silver Springs Citrus Industrial Waste for Reuse Blending and Augmentation Project*

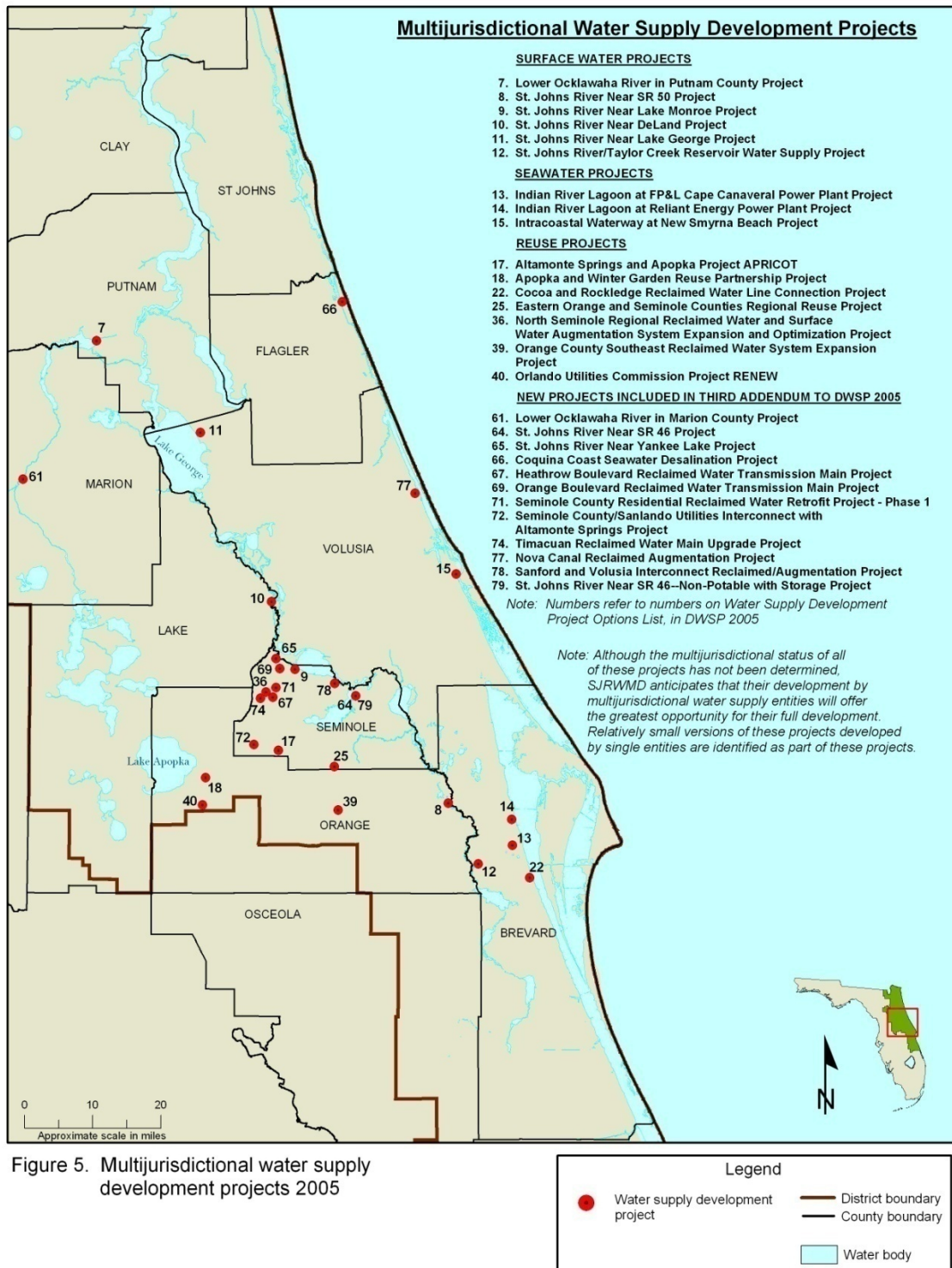


Figure 5. Multijurisdictional water supply development projects 2005

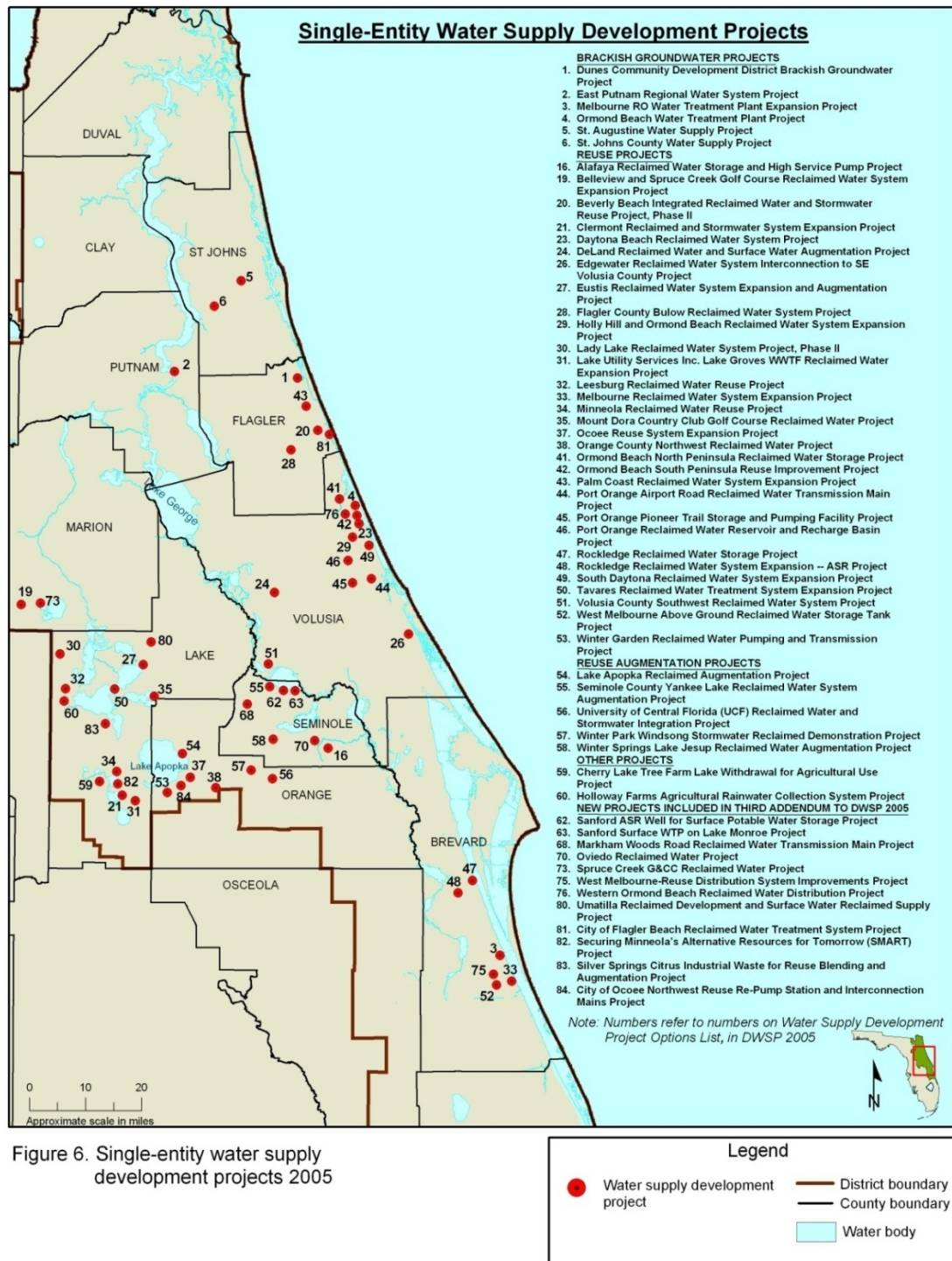


Figure 6. Single-entity water supply development projects 2005

Table 13. Quantities and estimated costs of alternative water supply development projects

DWSP Project Number	Project Name	Capacity Average Daily Flow (mgd)	Estimated Costs			Unit Production \$1,000 gallons
			Construction \$M	Total Capital \$M	O&M \$/M/yr	
Brackish Groundwater Source for Potable Use						
1	Dunes Community Development District Brackish Groundwater Project	1.00	\$9.50	\$10.40	\$0.183	\$2.65
2	East Putnam Regional Water System Project	0.63	\$10.91	\$11.22	\$0.400	\$5.39
3	Melbourne Reverse Osmosis (RO) Plant Expansion	2.50	\$4.80	\$5.80	\$2.827	\$3.54
4	Ormond Beach Water Treatment Plant Expansion Project	4.00	\$14.62	\$15.82	\$0.427	\$0.69
5	St. Augustine Water Supply Project	5.00	\$12.80	\$14.70	\$1.980	\$1.69
6	St. Johns County Water Supply Project	6.66	\$20.00	\$22.00	\$2.000	\$1.51
Brackish Groundwater Subtotals			19.79	\$79.94	\$7.817	
Surface Water Source for Potable Use						
7	Lower Ocklawaha River in Putnam County Project	20.00	\$201.00	\$266.00	\$5.790	\$3.16
8	St. Johns River Near SR 50 Project	10.00	\$76.00	\$95.00	\$4.350	\$3.01
9	St. Johns River Near Lake Monroe Project	50.00	\$387.56	\$505.68	\$21.003	\$3.04
10	St. Johns River Near DeLand Project	20.00	\$182.58	\$239.52	\$8.578	\$3.40
11	St. Johns River Near Lake George Project	33.00	\$313.00	\$402.00	\$13.670	\$3.39
12	St. Johns River/Taylor Creek Reservoir Water Supply Project	40.00	\$174.00	\$215.00	\$11.830	\$1.87
Surface Water Subtotals			173.00	\$1,334.14	\$1,723.20	\$65.221
Seawater Source for Potable Use						
13	Indian River Lagoon at FP&L Cape Canaveral Power Plant Project	15.00	\$111.00	\$140.00	\$7.510	\$3.43
14	Indian River Lagoon at Reliant Energy Power Plant Project	15.00	\$113.00	\$141.00	\$8.100	\$3.57
15	Intracoastal Waterway at New Smyrna Beach Project	15.00	\$134.00	\$168.00	\$8.840	\$4.05
Seawater Subtotals			45.00	\$358.00	\$449.00	\$24.450
Reclaimed Water Source						
16	Alafaya (Utilities Inc. of Florida) Reclaimed Water Storage and High Service Pumps Project	0.41	\$2.02	\$2.44	\$0.033	\$1.25
17	Altamonte Springs & Apopka Project APRICOT	6.63	\$11.19	\$13.52	\$0.195	\$0.46
18	Apopka & Winter Garden Reuse Partnership Project	3.00	\$4.31	\$5.21	\$0.071	\$0.38

Table 13—continued

DWSP Project Number	Project Name	Capacity Average Daily Flow (mgd)	Estimated Costs			
			Construction \$M	Total Capital \$M	O&M \$M/yr	Unit Production \$/1,000 gallons
19	Bellevue and Spruce Creek Golf Course Reclaimed Water System Expansion Project	1.00	\$1.64	\$2.37	\$0.032	\$0.55
20	Beverly Beach Integrated Reclaimed Water and Stormwater Reuse Project, Phase II	0.50	\$2.25	\$2.64	\$0.049	\$1.28
21	Clermont Reclaimed and Stormwater System Expansion Project	5.10	\$18.77	\$22.68	\$0.923	\$1.28
22	Cocoa/Rockledge Reclaimed Water Line Connection Project	0.25	\$1.07	\$1.29	\$0.021	\$1.14
23	Daytona Beach Reclaimed Water System Project	26.00	\$20.33	\$25.41	\$1.826	\$0.36
24	DeLand Reclaimed Water and Surface Water Augmentation Project	1.70	\$4.83	\$5.55	\$0.328	\$1.15
25	Eastern Orange and Seminole Counties Regional Reuse Project	20.00	\$28.94	\$28.94	\$0.364	\$0.32
26	Edgewater Reclaimed Water System Interconnect to Southeast Volusia County Project	1.00	\$5.22	\$6.30	\$0.146	\$1.49
27	Eustis Reclaimed Water System Expansion and Augmentation Project	1.10	\$1.87	\$2.26	\$0.096	\$0.60
28	Flagler County Bulow Reclaimed Water System Project	1.70	\$1.77	\$2.14	\$0.185	\$0.53
29	Holly Hill Reuse System to Ormond Beach	0.60	\$0.40	\$0.49	\$0.048	\$0.36
30	Lady Lake Phase II Reclaimed Water System	0.50	\$2.00	\$2.20	\$0.229	\$2.05
31	Lake Utility Services (Utilities Inc. of Florida) Lake Groves WWTF Reclaimed Water System Expansion Project	1.00	\$3.60	\$4.35	\$0.219	\$1.43
32	Leesburg Reclaimed Water Reuse Project	7.05	\$23.02	\$27.82	\$0.334	\$0.88
33	Melbourne Reclaimed Water System Expansion Project	1.50	\$4.03	\$4.87	\$0.373	\$1.30
34	Minneola Reclaimed Water Reuse Project	1.00	\$7.78	\$11.46	\$0.140	\$1.01
35	Mount Dora Country Club Golf Course Reclaimed Water Project	0.26	\$0.33	\$0.40	\$0.021	\$0.49
36	North Seminole Regional Reclaimed Water and Surface Water Optimization System Expansion and Optimization Project	7.76	\$8.78	\$10.30	\$0.505	\$0.43
37	Ocoee Reuse System Expansion Project	0.35	\$2.33	\$2.69	\$0.001	\$1.33
38	Orange County Northwest Reclaimed Water Project	3.00	\$10.00	\$10.25	\$0.300	\$0.87
39	Orange County Southeastern Reclaimed Water System Expansion	12.50	\$13.21	\$13.21	\$0.351	\$0.27
40	Orlando Utilities Commission Project RENEW	9.20	\$51.93	\$62.75	\$1.612	\$1.66
41	Ormond Beach North Peninsula Reclaimed Water Storage Project	0.49	\$2.46	\$2.97	\$0.142	\$1.94

Table 13—continued

DWSP Project Number	Project Name	Capacity Average Daily Flow (mgd)	Estimated Costs			
			Construction \$M	Total Capital \$M	O&M \$M/yr	Unit Production \$/1,000 gallons
42	Ormond Beach South Peninsula Reuse Improvement Project	2.13	\$8.20	\$9.91	\$0.194	\$1.06
43	Palm Coast Reclaimed Water System Expansion Project	8.23	\$13.91	\$16.61	\$1.232	\$0.77
44	Port Orange Airport Road Reclaimed Water Transmission Main Project	1.00	\$1.60	\$1.93	\$0.080	\$0.56
45	Port Orange Pioneer Trail Storage and Pumping Facility Project	2.00	\$2.34	\$2.83	\$0.183	\$0.50
46	Port Orange Reclaimed Water Reservoir and Recharge Basin Project	2.70	\$8.78	\$10.06	\$0.107	\$0.82
47	Rockledge Reclaimed Water Storage Project	0.16	\$1.68	\$2.03	\$0.013	\$2.36
48	Rockledge Reclaimed Water System Expansion -- ASR Project	0.55	\$2.01	\$2.43	\$0.045	\$1.25
49	South Daytona Reclaimed Water System Expansion Project	0.14	\$0.72	\$0.87	\$0.011	\$1.32
50	Tavares Reclaimed Water Treatment System Expansion Project	0.60	\$4.71	\$5.69	\$0.048	\$1.86
51	Volusia County Southwest Reclaimed Water System Project	0.20	\$1.18	\$1.43	\$0.016	\$1.46
52	West Melbourne Above Ground Reclaimed Water Storage Tank	2.48	\$2.51	\$2.76	\$0.100	\$0.31
53	Winter Garden Reclaimed Water Pumping and Transmission Project	4.00	\$14.40	\$17.40	\$0.496	\$1.09
	Reuse Subtotals	137.79	\$296.12	\$348.46	\$11.069	
Reuse Augmentation Source						
54	Lake Apopka Reuse Augmentation Project	1.00	\$7.27	\$8.79	\$0.114	\$1.99
55	Seminole County Yankee Lake Reclaimed Water System Augmentation Project	10.00	\$25.08	\$31.36	\$3.156	\$1.26
56	University of Central Florida (UCF) Reclaimed Water and Stormwater Integration Project	0.41	\$0.88	\$1.06	\$0.052	\$0.80
57	Winter Park Windsong Stormwater Reuse Demonstration Project	0.10	\$0.43	\$0.52	\$0.030	\$1.72
58	Winter Springs -- Lake Jessup Reclaimed Water Augmentation Project	2.25	\$6.70	\$6.70	\$0.150	\$0.75
	Reuse Augmentation Subtotals	13.76	\$40.36	\$48.43	\$3.502	
Other						
59	Cherry Lake Tree Farm Lake Withdrawal for Agricultural Irrigation Project	0.77	\$0.68	\$0.82	\$0.062	\$0.42
60	Holloway Farms Agricultural Irrigation Rainwater Collection System Project	0.08	\$1.29	\$1.55	\$0.002	\$3.66
	Other Subtotals	0.85	\$1.97	\$2.37	\$0.064	
	Subtotal for Projects from 2005 DWSP, First Addendum and Second Addendum	390.19	\$2,103.22	\$2,651.40	\$112.123	

Table 13—continued

DWSP Project Number	Project Name	Capacity Average Daily Flow (mgd)	Estimated Costs				Unit Production \$/1,000 gallons
			Construction \$M	Total Capital \$M	O&M \$/yr		
New Projects included in Third Addendum							
Surface Water Source for Potable Use							
61	Lower Ocklawaha River in Marion County Project	83.85	\$623.308	\$811.4	\$40.138		\$1.30
62	Sanford ASR Well for Surface Potable Water Storage Project	1.00	\$2.72	\$2.72	\$0.180		na
63	Sanford Surface WTP on Lake Monroe Project	4.00	\$9.5	\$13.8	\$0.370		\$0.62
64	St. Johns River Near S.R. 46 Project	63.13	\$501.152	\$625.779	\$51.507		\$4.06
65	St. Johns River Near Yankee Lake Project	86.33	\$198	\$274	\$19.8		na
	Surface Water Subtotals	238.31	\$1,334.68	\$1,727.70	\$111.995		
Seawater Source for Potable Use							
66	Coquina Coast Seawater Desalination Project	64.30	\$717.0	\$880.0	\$47.4		\$4.53
	Seawater Subtotals	64.30	\$717.0	\$880.0	\$47.4		\$4.53
Reclaimed Water Source							
67	Heathrow Boulevard Reclaimed Water Transmission Main Project	2.50	\$1.5	\$2.1	\$0.001		\$0.15
68	Markham Woods Road Reclaimed Water Transmission Main Project	3.00	\$3.4	\$4.9	\$0.003		\$0.29
69	Orange Boulevard Reclaimed Water Transmission Main Project	2.50	\$0.35	\$0.5	\$0.001		\$0.04
70	Oviedo Reclaimed Water Project	1.50	\$4.5	\$6.5	\$0.002		\$0.76
71	Seminole County Residential Reclaimed Water Retrofit Project – Phase 1	1.09	\$3.4	\$4.8	\$0.002		\$0.76
72	Seminole County/Sanlando Utilities Interconnect with Altamonte Springs Project	3.80	\$4.4	\$6.4	\$0.002		\$0.29

Table 13—continued

DWSP Project Number	Project Name	Capacity Average Daily Flow (mgd)	Estimated Costs			
			Construction \$M	Total Capital \$M	O&M \$M/yr	Unit Production \$/1,000 gallons
73	Spruce Creek G & CC Reclaimed Water Project	0.55	\$1.586	\$1.83	\$0.122	\$0.56
74	Timacuan Reclaimed Water Main Upgrade Project	2.90	\$0.7	\$1.0	\$0.001	\$0.05
75	West Melbourne – Reuse Distribution System Improvements Project	2.48	\$3.104	\$3.104	\$0.296	\$2.29
76	Western Ormond Beach Reclaimed Water Distribution Project	2.70	\$4.54	\$5.272	\$0.894	\$1.12
81	City of Flagler Beach Reclaimed Water Treatment System Project	0.75	\$4.02	\$4.80	\$0.090	\$1.97
84	City of Ocoee Northwest Reuse Re-Pump Station and Interconnection Mains Project	1.20	\$2.300	\$2.865	\$0.230	\$0.23
	Reclaimed Subtotals	24.97	\$33.80	\$44.07	\$1.644	
Reclaimed Augmentation Source						
77	Nova Canal Reclaimed Augmentation Project	9.40	\$41.339	\$46.048	\$0.270	\$1.05
78	Sanford and Volusia Interconnect Reclaimed/Augmentation Project	2.00	\$1.682	\$3.364	\$0.040	\$0.96
79	St. Johns River Near SR 46 – Non-Potable with Storage Project	6.90	\$21.032	\$28.66	\$0.015	\$0.82
80	Umatilla Reclaimed Development and Surface Water Reclaimed Supply Project	0.20	\$3.01	\$3.04	\$0.297	\$2.84
82	Securing Minneola's Alternative Resources for Tomorrow (SMART) Project	5.00	\$25.000	\$26.700	\$2.500	\$5.00
83	Silver Springs Citrus Industrial Waste for Reuse Blending and Augmentation Project	0.35	\$3.150	\$3.580	\$0.315	\$2.09

Table 13—continued

DWSP Project Number	Project Name	Capacity Average Daily Flow (mgd)	Estimated Costs			Unit Production \$/1,000 gallons
			Construction \$M	Total Capital \$M	O&M \$/M/yr	
	Reclaimed Augmentation Subtotals	23.85	\$95.21	\$111.39	\$3.437	
	Subtotals for New Project from Third Addendum	351.43	\$2,180.69	\$2,763.16	\$164.476	
	Alternative Water Supply Development Projects Total	741.62	\$4,283.91	\$5,414.56	\$276.599	

na = not available

mgd = million gallons per day

Notes: Alternative water supply projects are defined, to the extent possible, on the basis of complete water production, treatment, storage and transmission systems. Complete projects may include several hydraulically connected major projects elements under single ownership.

Cost estimates are presented for various levels of project development, ranging from order of magnitude conceptual planning level, to final design. Actual project costs will vary from these estimates, which are presented herein only to provide an overview of potential alternative water supply project costs.

Construction cost estimates may include construction contingencies as appropriate.

Total capital costs include estimated construction cost plus allowance for nonconstruction capital items which may include land, land acquisition, planning, permitting, design and services during construction as applicable to a given project.

Cost totals for project categories have been rounded. Dollars are in millions for construction, total capital, and operation and maintenance.

Table 14. SJRWMD—Public water supply entities and associated alternative water supply development projects

Water Supply Entities	Apopka and Winter Garden Reuse Partnership Project	Cocoa / Rockledge Reclaimed Water Reuse System	Eastern Orange and Seminole Counties Regional Reclaimed Water Reuse System	Indian River Lagoon at FP&L Cape Canaveral Power Plant	Indian River Lagoon at Reliant Energy Power Plant	Intracoastal Waterway at New Smyrna Beach	Lower Ocklawaha River in Putnam County	North Seminole Regional Reclaimed Water and Surface Water Augmentation System Expansion and Optimization	Altamonte Springs and Apopka Project APRICOT	Orange County Southeastern Reclaimed Water System Expansion Project	St. Johns River Near SR 50	St. Johns River Near Lake Monroe	St. Johns River Near DeLand	St. Johns River Near Lake George	St. Johns River / Taylor Creek Reservoir	*Single Water Supply Entity Project Number
Priority Water Resource Caution Areas (PWRCA's)																
East-Central Florida Area																
Altamonte Springs, City of (Seminole)									•			•	•			
Apopka, City of (Orange)	•								•			•	•			54
Aqua Utilities Florida Inc. (Lake)												•	•			
Aqua Utilities Florida Inc. (Seminole)												•	•			
Bellevue, City of (Marion)																19
Casselberry, City of (Seminole)												•	•			
Chateau Land Development Co. (Orange)												•	•			
Chateau Land Dev.- Orange Lake MHP (Lake)												•	•			
Cherry Lake Tree Farm (Lake)																59
Clerbrook Golf & RV Resort (Lake)												•	•			
Clermont, City of (Lake)												•	•			21
Cocoa, City of (Brevard)		•		•	•										•	
East-Central Florida Services (Brevard, Orange, Osceola)												•			•	
Eatonville, Town of (Orange)												•	•			
Eustis, City of (Lake)												•	•			27
Fruitland Park, City of (Lake)												•	•			
Groveland, City of (Lake)												•	•			
Harbor Hills Utilities LP (Lake)												•	•			
Hawthorne at Leesburg (Lake)												•	•			

Table 14—Continued

Water Supply Entities	Apopka and Winter Garden Reuse Partnership Project	Cocoa / Rockledge Reclaimed Water Reuse System	Eastern Orange and Seminole Counties Regional Reclaimed Water Reuse System	Indian River Lagoon at FP&L Cape Canaveral Power Plant	Indian River Lagoon at Reliant Energy Power Plant	Intracoastal Waterway at New Smyrna Beach	Lower Ocklawaha River in Putnam County	North Seminole Regional Reclaimed Water and Surface Water Augmentation System Expansion and Optimization	Altamonte Springs and Apopka Project APRICOT	Orange County Southeastern Reclaimed Water System Expansion Project	St. Johns River Near SR 50	St. Johns River Near Lake Monroe	St. Johns River Near DeLand	St. Johns River Near Lake George	St. Johns River / Taylor Creek Reservoir	*Single Water Supply Entity Project Number
Holloway Farms (Lake)																60
Howey-in-the-Hills, Town of (Lake)												•	•			
Lady Lake, Town of (Lake)												•	•			30
Lake Griffin Isles (Lake)												•	•			
Lake Mary, City of (Seminole)								•				•	•			
Leesburg, City of (Lake)												•	•			32
Longwood, City of (Seminole)												•	•			
Maitland, City of (Orange)												•	•			
Marion County (Marion)												•	•			
Mascotte, City of (Lake)												•	•			
Melbourne, City of (Brevard)																3, 33
Mid Florida Lakes MHP (Lake)												•	•			
Minneola, City of (Lake)												•	•			34
Montverde, Town of (Lake)												•	•			
Mount Dora, City of (Lake)												•	•			
Mount Dora Country Club																35
Oakland, Town of (Orange)												•	•			
Oak Springs MHP (Lake)												•	•			
Ocoee, City of (Orange)												•	•			37
Orange County (Orange)			•	•	•					•					•	38
Orlando, City of (Orange)			•							•		•	•			
Orlando Utilities Commission (Orange)			•	•	•					•		•	•		•	40
Oviedo, City of (Seminole)			•									•	•			
Palm Valley MHP (Seminole)												•				

Table 14—Continued

Water Supply Entities	Apopka and Winter Garden Reuse Partnership Project	Cocoa / Rockledge Reclaimed Water Reuse System	Eastern Orange and Seminole Counties Regional Reclaimed Water Reuse System	Indian River Lagoon at FP&L Cape Canaveral Power Plant	Indian River Lagoon at Reliant Energy Power Plant	Intracoastal Waterway at New Smyrna Beach	Lower Ocklawaha River in Putnam County	North Seminole Regional Reclaimed Water and Surface Water Augmentation System Expansion and Optimization	Altamonte Springs and Apopka Project APRICOT	Orange County Southeastern Reclaimed Water System Expansion Project	St. Johns River Near SR 50	St. Johns River Near Lake Monroe	St. Johns River Near DeLand	St. Johns River Near Lake George	St. Johns River / Taylor Creek Reservoir	*Single Water Supply Entity Project Number
Pennbrooke Utilities Inc. (Lake)												•	•			
Rock Springs MHP (Orange)												•	•			
Rockledge, City of (Brevard)		•														47, 48
Sanford, City of (Seminole)								•				•	•			
Seminole County (Seminole)			•					•				•	•			55
Shadow Hills MHP (Orange)												•	•			
Southlake Utilities (Lake)												•	•			
Sunshine Utilities (Marion)												•	•			
Sunlake Estates (Lake)												•	•			
Tavares, City of (Lake)												•	•			50
Titusville, City of (Brevard)				•	•										•	
Toho Water Authority (Osceola)															•	
Umatilla, City of (Lake)												•	•			
University of Central Florida (Orange)			•													56
Utilities Inc. of Florida (Lake)												•	•			31
Utilities Inc. of Florida (Orange)												•	•			
Utilities Inc. of Florida (Seminole)												•	•			16
Villages of Lake-Sumter (Lake)												•	•			
Water Oak Estates (Lake)												•	•			
Wedgewood Homeowners Assn. (Lake)												•	•			
West Melbourne, City of (Brevard)																52
Winter Garden, City of (Orange)	•											•	•			53
Winter Park, City of (Orange)												•	•			57

Table 14—Continued

Water Supply Entities	Apopka and Winter Garden Reuse Partnership Project	Cocoa / Rockledge Reclaimed Water Reuse System	Eastern Orange and Seminole Counties Regional Reclaimed Water Reuse System	Indian River Lagoon at FP&L Cape Canaveral Power Plant	Indian River Lagoon at Reliant Energy Power Plant	Intracoastal Waterway at New Smyrna Beach	Lower Ocklawaha River in Putnam County	North Seminole Regional Reclaimed Water and Surface Water Augmentation System Expansion and Optimization	Altamonte Springs and Apopka Project APRICOT	Orange County Southeastern Reclaimed Water System Expansion Project	St. Johns River Near SR 50	St. Johns River Near Lake Monroe	St. Johns River Near DeLand	St. Johns River Near Lake George	St. Johns River / Taylor Creek Reservoir	*Single Water Supply Entity Project Number
Winter Springs, City of (Seminole)												•	•			58
Zellwood Station Utilities (Orange)												•	•			
Zellwood Water Association (Orange)												•	•			
Flagler Area																
Bunnell, City of							•							•		
Dunes Community Development District							•							•		1
Flagler Beach, City of							•							•		
Flagler County							•							•		20, 28
Ormond Beach, City of												•	•			
Palm Coast, City of							•							•		43
Volusia Area																
Daytona Beach, City of						•						•	•			23
DeLand, City of												•	•			24
Deltona, City of												•	•			
Edgewater, City of						•						•	•			26
Holly Hill, City of						•						•	•			29
Lake Beresford Water Assn.												•	•			
Lake Helen, City of												•	•			
Orange City, City of												•	•			
Ormond Beach, City of						•						•	•			4, 41, 42
Pierson, Town of												•	•	•		
Port Orange, City of						•						•	•			44, 45, 46
South Daytona Beach, City of																49

Table 14—Continued

Water Supply Entities	Apopka and Winter Garden Reuse Partnership Project	Cocoa / Rockledge Reclaimed Water Reuse System	Eastern Orange and Seminole Counties Regional Reclaimed Water Reuse System	Indian River Lagoon at FP&L Cape Canaveral Power Plant	Indian River Lagoon at Reliant Energy Power Plant	Intracoastal Waterway at New Smyrna Beach	Lower Ocklawaha River in Putnam County	North Seminole Regional Reclaimed Water and Surface Water Augmentation System Expansion and Optimization	Altamonte Springs and Apopka Project APRICOT	Orange County Southeastern Reclaimed Water System Expansion Project	St. Johns River Near SR 50	St. Johns River Near Lake Monroe	St. Johns River Near DeLand	St. Johns River Near Lake George	St. Johns River / Taylor Creek Reservoir	*Single Water Supply Entity Project Number
Utilities Commission of New Smyrna Beach						•						•	•			
Volusia County						•						•	•			51
Water Authority of Volusia (WAV)						•	•					•	•			
Areas that would be identified as PWRCAs if proposed alternative water supply development projects were not implemented																
East Putnam Water System (Putnam)																2
St. Augustine, City of (St. Johns)																5
St. Johns County (St. Johns)																6

Continued (Third Addendum projects) on next page

Table 14—Continued

New Projects—Third Addendum														
Water Supply Entities	Lower Ocklawaha River in Marion County Project	St. Johns River Near SR 46 Project	St. Johns River Near Yankee Lake Project	Coquina Coast Seawater Desalination Project	Heathrow Boulevard Reclaimed Water Transmission Main Project	Orange Boulevard Reclaimed Water Transmission Main Project	Seminole County Residential Reclaimed Water Retrofit Project – Phase 1	Seminole County/Sanlando Utilities Interconnect with Altamonte Springs Project	Timacuan Reclaimed Water Main Upgrade Project	Sanford and Volusia Interconnect Reclaimed/Augmentation Project	St. Johns River Near SR 46 – Non-Potable with Storage Project	Nova Canal Reclaimed Augmentation Project	Orlando Utilities Commission Project RENEW++	*Single Water Supply Entity Project Number
Priority Water Resource Caution Areas (PWRCA's)														
East-Central Florida Area														
Altamonte Springs, City of (Seminole)								•						
Apopka, City of (Orange)			•										•	
Aqua Utilities Florida Inc. (Lake)	•		•											
Aqua Utilities Florida Inc. (Seminole)		•	•											
Bellevue, City of (Marion)	•													
Casselberry, City of (Seminole)		•												
Chateau Land Development Co. (Orange)														
Chateau Land Dev.–Orange Lake MHP (Lake)														
Cherry Lake Tree Farm (Lake)														
Clerbrook Golf & RV Resort (Lake)														
Clermont, City of (Lake)	•													
Cocoa, City of (Brevard)														
East-Central Florida Services (Brevard, Orange, Osceola)		•												
Eatonville, Town of (Orange)														
Eustis, City of (Lake)			•											
Fruitland Park, City of (Lake)	•													
Groveland, City of (Lake)	•													
Harbor Hills Utilities LP (Lake)														
Hawthorne at Leesburg (Lake)														
Holloway Farms (Lake)														
Howey-in-the-Hills, Town of (Lake)														
Lady Lake, Town of (Lake)	•													

Table 14—Continued

New Projects—Third Addendum														
Water Supply Entities	Lower Ocklawaha River in Marion County Project	St. Johns River Near S.R. 46 Project	St. Johns River Near Yankee Lake Project	Coquina Coast Seawater Desalination Project	Heathrow Boulevard Reclaimed Water Transmission Main Project	Orange Boulevard Reclaimed Water Transmission Main Project	Seminole County Residential Reclaimed Water Retrofit Project – Phase 1	Seminole County/Sanlando Utilities Interconnect with Altamonte Springs Project	Timacuan Reclaimed Water Main Upgrade Project	Sanford and Volusia Interconnect Reclaimed/Augmentation Project	St. Johns River Near SR 46 – Non-Potable with Storage Project	Nova Canal Reclaimed Augmentation Project	Orlando Utilities Commission Project RENEW++	*Single Water Supply Entity Project Number
Lake Griffin Isles (Lake)														
Lake Mary, City of (Seminole)					•	•	•		•					
Leesburg, City of (Lake)	•													
Longwood, City of (Seminole)		•	•											
Maitland, City of (Orange)			•											
Marion County (Marion)	•			•										73
Mascotte, City of (Lake)														
Melbourne, City of (Brevard)														
Mid Florida Lakes MHP (Lake)														
Minneola, City of (Lake)														82
Montverde, Town of (Lake)														
Mount Dora, City of (Lake)	•		•											
Mount Dora Country Club														
Oakland, Town of (Orange)														
Oak Springs MHP (Lake)														
Ocoee, City of (Orange)														84
Orange County (Orange)		•											•	
Orlando, City of (Orange)													•	
Orlando Utilities Commission (Orange)		•	•											
Oviedo, City of (Seminole)		•	•								•		•	70
Palm Valley MHP (Seminole)														
Pennbrooke Utilities Inc. (Lake)														
Rock Springs MHP (Orange)														
Rockledge, City of (Brevard)														

Table 14—Continued

New Projects—Third Addendum														
Water Supply Entities	Lower Ocklawaha River in Marion County Project	St. Johns River Near S.R. 46 Project	St. Johns River Near Yankee Lake Project	Coquina Coast Seawater Desalination Project	Heathrow Boulevard Reclaimed Water Transmission Main Project	Orange Boulevard Reclaimed Water Transmission Main Project	Seminole County Residential Reclaimed Water Retrofit Project – Phase 1	Seminole County/Sanlando Utilities Interconnect with Altamonte Springs Project	Timacuan Reclaimed Water Main Upgrade Project	Sanford and Volusia Interconnect Reclaimed/Augmentation Project	St. Johns River Near SR 46 – Non-Potable with Storage Project	Nova Canal Reclaimed Augmentation Project	Orlando Utilities Commission Project RENEW++	*Single Water Supply Entity Project Number
Sanford, City of (Seminole)		•	•		•	•	•	•	•	•	•			62, 63
Seminole County (Seminole)		•	•		•	•	•		•		•			68
Shadow Hills MHP (Orange)														
Silver Springs Citrus														83
Southlake Utilities (Lake)														
Sunshine Utilities (Marion)														
Sunlake Estates (Lake)														
Tavares, City of (Lake)	•													
Titusville, City of (Brevard)														
Toho Water Authority (Osceola)														
Umatilla, City of (Lake)														80
University of Central Florida (Orange)														
Utilities Inc. of Florida (Lake)	•													
Utilities Inc. of Florida (Orange)														
Utilities Inc. of Florida (Seminole)		•						•						
Villages of Lake-Sumter (Lake)	•													
Water Oak Estates (Lake)														
Wedgewood Homeowners Assn. (Lake)														
West Melbourne, City of (Brevard)														75
Winter Garden, City of (Orange)			•										•	
Winter Park, City of (Orange)		•	•											
Winter Springs, City of (Seminole)		•						•			•			
Zellwood Station Utilities (Orange)														
Zellwood Water Association (Orange)														

Table 14—Continued

New Projects—Third Addendum														
Water Supply Entities	Lower Ocklawaha River in Marion County Project	St. Johns River Near S.R. 46 Project	St. Johns River Near Yankee Lake Project	Coquina Coast Seawater Desalination Project	Heathrow Boulevard Reclaimed Water Transmission Main Project	Orange Boulevard Reclaimed Water Transmission Main Project	Seminole County Residential Reclaimed Water Retrofit Project – Phase 1	Seminole County/Sanlando Utilities Interconnect with Altamonte Springs Project	Timacuan Reclaimed Water Main Upgrade Project	Sanford and Volusia Interconnect Reclaimed/Augmentation Project	St. Johns River Near SR 46 – Non-Potable with Storage Project	Nova Canal Reclaimed Augmentation Project	Orlando Utilities Commission Project RENEW++	*Single Water Supply Entity Project Number
Flagler Area														
Bunnell, City of				•										
Dunes Community Development District				•										
Flagler Beach, City of				•										81
Flagler County				•										
Ormond Beach, City of														76
Palm Coast, City of				•										
Volusia Area														
Daytona Beach, City of												•		
DeLand, City of			•	•										
Deltona, City of		•	•											
Edgewater, City of														
Holly Hill, City of												•		
Lake Beresford Water Association														
Lake Helen, City of														
Orange City, City of			•											
Ormond Beach, City of												•		
Pierson, Town of														
Port Orange, City of												•		
South Daytona Beach, City of												•		
Utilities Commission of New Smyrna Beach												•		
Volusia County		•	•	•						•	•	•		
Water Authority of Volusia (WAV)														

Table 14—Continued

New Projects—Third Addendum														
Water Supply Entities	Lower Ocklawaha River in Marion County Project	St. Johns River Near S.R. 46 Project	St. Johns River Near Yankee Lake Project	Coquina Coast Seawater Desalination Project	Heathrow Boulevard Reclaimed Water Transmission Main Project	Orange Boulevard Reclaimed Water Transmission Main Project	Seminole County Residential Reclaimed Water Retrofit Project – Phase 1	Seminole County/Sanlando Utilities Interconnect with Altamonte Springs Project	Timacuan Reclaimed Water Main Upgrade Project	Sanford and Volusia Interconnect Reclaimed/Augmentation Project	St. Johns River Near SR 46 – Non-Potable with Storage Project	Nova Canal Reclaimed Augmentation Project	Orlando Utilities Commission Project RENEW++	*Single Water Supply Entity Project Number
Areas that would be identified as PWRCAs if proposed alternative water supply development projects were not implemented														
East Putnam Water System (Putnam)														
St. Augustine, City of (St. Johns)														
St. Johns County (St. Johns)				•										

Notes: Inclusion of a project on this table is not assurance that the project will receive funding through the Water Protection and Sustainability Program (WPSP).

Any water supply development option could be used by any water supply entity. However, for some options, the development is less reasonable than for others because of factors such as distance and cost. The water supply development project options identified on this table in association with specific water supply entities are those that SJRWMD considers most reasonable.

*Single water supply entity project numbers are identified beginning on page 116.

++Single water supply entity project changed to multijurisdictional water supply entity

Table 15. Status of water supply development projects

DWSP Project Number	Projects	Multi-jurisdictional entity	Selected for Implementation	Project Sponsor(s)	Proposed Quantity	Funding Source	Project Planning	Engineering Design	Permitting	Construction
Brackish Groundwater Source for Potable Use										
1	Dunes Community Development District Brackish Groundwater Project	no	yes	Dunes Community Development District	1.00 mgd	Dunes Community Development District, Water Protection and Sustainability (WPSP) funds requested	Complete	In progress	Complete	2005–2007
2	East Putnam Regional Water System Project	no	yes	Putnam County	0.93 mgd	U.S. Department of Agriculture Rural Development Fund, Florida Department of Environmental Protection grant, WPSP funds requested	Complete	In progress	In progress	2005–2007
3	Melbourne RO Plant Expansion	no	yes	City of Melbourne	2.50 mgd	City of Melbourne, WPSP funds requested	2006	2008	2008–2009	2009–2010
4	Ormond Beach Treatment Plant Expansion Project	no	yes	City of Ormond Beach	4.00 mgd	City of Ormond Beach, WPSP funds requested	2005	2005–2006	2006	2006–2007
5	St. Augustine Water Supply Project	no	yes	City of St. Augustine	6.00 mgd	City of St. Augustine, WPSP funds requested	Complete	In progress	In progress	2006–2007
6	St. Johns County	no	yes	St. Johns County	8.00 mgd	St. Johns County, WPSP funds requested	Complete	In progress	In progress	2005–2006
Surface Water Source for Potable Use										
7	Lower Ocklawaha River in Putnam County Project	*to be determined	no	to be identified	20.00 mgd	to be identified	Not scheduled	Not scheduled	Not scheduled	Not scheduled
8	St. Johns River Near SR 50 Project	*to be determined	no	to be identified	up to 10.00 mgd	to be identified	Not scheduled	Not scheduled	Not scheduled	Not scheduled
9	St. Johns River Near Lake Monroe Project	no	yes	City of Sanford	2 mgd (up to 50.00 mgd total available)	City of Sanford, WPSP funds requested	In progress	2006	2006	2007–2008
10	St. Johns River Near DeLand Project	*to be determined	no	to be identified	up to 20.00 mgd	to be identified	Not scheduled	Not scheduled	Not scheduled	Not scheduled
11	St. Johns River Near Lake George Project	*to be determined	no	to be identified	up to 33.00 mgd	to be identified	Not scheduled	Not scheduled	Not scheduled	Not scheduled
12	St. Johns River/Taylor Creek Reservoir Water Supply Project	yes	yes	City of Cocoa, City of Titusville, East Central Florida Services, Inc., Orange County, Orlando Utilities Commission, South Florida Water Management District, St. Johns River Water Management District (SJRWMD), Toho Water Authority	up to 40.00 mgd	Project sponsors, State and Tribal Assistance Grant (STAG), WPSP funds requested	2005–2008	2008–2009	2008–2009	2010–2012
Seawater Source for Potable Use										
13	Indian River Lagoon at FP&L Cape Canaveral Power Plant Project	*to be determined	no	to be identified	up to 30.00 mgd	to be identified	Not scheduled	Not scheduled	Not scheduled	Not scheduled
14	Indian River Lagoon at Reliant Energy Power Plant Project	*to be determined	no	to be identified	up to 30.00 mgd	to be identified	Not scheduled	Not scheduled	Not scheduled	Not scheduled
15	Intracoastal Waterway at New Smyrna Beach Project	*to be determined	no	to be identified	15.00 mgd	to be identified	Not scheduled	Not scheduled	Not scheduled	Not scheduled
Reclaimed Water Source										
16	Alafaya Utilities Reclaimed Water Storage and High Service Pumps	no	yes	Utilities Inc. of Florida (Seminole)	0.41 mgd	Utilities Inc. of Florida (Seminole), WPSP funds requested	Complete	Complete	2006	2006
17	Altamonte Springs and Apopka Project APRICOT	yes	yes	Altamonte Springs, Apopka	6.63 mgd	Project sponsors, WPSP funds requested	Complete	2006	2006	2007
18	Apopka and Winter Garden (or Northwest Orange County) Regional Reuse Partnership Project	yes	yes	Apopka, Winter Garden	3.00 mgd	Project sponsors, WPSP funds requested	Complete	Not scheduled	Not scheduled	Not scheduled

Table 15—Continued

DWSP Project Number	Projects	Multi- jurisdictional entity	Selected for Implementation	Project Sponsor(s)	Proposed Quantity	Funding Source	Project Planning	Engineering Design	Permitting	Construction
19	Bellevue and Spruce Creek Golf Course Reclaimed Water System Expansion	no	yes	Bellevue	1.00 mgd	Project sponsors, WPSP funds requested	Complete	2005–2006	2006	2006–2007
20	Beverly Beach Integrated Reclaimed Water and Stormwater Reuse Project, Phase II	no	yes	Flagler County	0.50 mgd	Flagler County, Rural Development, WPSP funds requested, others to be identified	Complete	2006	2006	2006–2007
21	Clermont Reclaimed and Stormwater System Expansion	no	yes	City of Clermont	5.10 mgd	City of Clermont, WPSP funds requested	2004–2006	2005–2007	2006–2007	2007–2008
22	Cocoa/Rockledge Reclaimed Water Line Connection	yes	yes	City of Cocoa, City of Rockledge	0.25 mgd	City of Cocoa, City of Rockledge, WPSP funds requested	2006	2006	2006	2007
23	Daytona Beach Reclaimed Water System	no	yes	City of Daytona Beach	26.00 mgd	City of Daytona Beach, WPSP funds requested	Complete	2005–2006	2006–2007	2007–2008
24	DeLand Reclaimed Water and Surface Water Augmentation Project	no	yes	City of DeLand	1.70 mgd	City of DeLand, Florida Forever Trust Fund, WPSP funds requested	Complete	Complete	2004–2006	2004–2009
25	Eastern Orange and Seminole Counties Regional Reuse Project	yes	yes	City of Orlando, Orange County, Orlando Utilities Commission, Seminole County, City of Oviedo, University of Central Florida	20.00 mgd	Project partners, STAG, WPSP funds requested	Complete	Complete	2007	2004–2007
26	Edgewater Reclaimed Water System Interconnect to SE Volusia County	no	yes	City of Edgewater	1.00 mgd	City of Edgewater, WPSP funds requested	Complete	2006	2006–2007	2007
27	Eustis Reclaimed Water System Expansion and Augmentation	no	yes	City of Eustis	1.10 mgd	City of Eustis, WPSP funds requested	Complete	2006–2008	2007–2009	2009–2012
28	Flagler County Bulow Reuse Water System	no	yes	Flagler County	1.70 mgd	Flagler County, WPSP funds requested	Complete	2006–2007	2007	2007–2008
29	Holly Hill Reuse System to Ormond Beach	no	yes	City of Holly Hill	0.60 mgd	City of Holly Hill, WPSP funds requested	Complete	2006–2007	2007	2008
30	Lady Lake Phase II Reclaimed Water System	no	yes	Town of Lady Lake	0.50 mgd	Town of Lady Lake, WPSP funds requested	Complete	2006	2007–2008	2008–2009
31	Lake Utility Services Inc. (Utilities Inc. of Florida) Lake Groves WWTF Reclaimed Water Expansion	no	yes	Utilities Inc. of Florida	1.00 mgd	Utilities Inc. of Florida, WPSP funds requested	Complete	2005–2006	2006	2006–2007
32	Leesburg Reclaimed Water Reuse Project	no	yes	City of Leesburg	7.10 mgd	City of Leesburg, WPSP funds requested	Complete	Complete	2006	2006–2007
33	Melbourne Reclaimed Water System Expansion	no	yes	City of Melbourne	1.50 mgd	City of Melbourne, WPSP funds requested	Complete	2005–2006	2006	2006–2007
34	Minneola Reclaimed Water Reuse Project	no	yes	City of Minneola	1.50 - 2.50 mgd	City of Minneola, WPSP funds requested	Complete	Complete	Complete	2005–2006
35	Mount Dora Country Club Golf Course Reclaimed Water Project	no	yes	Mount Dora Country Club	0.26 mgd	Mount Dora Country Club, WPSP funds requested	Complete	Not scheduled	Not scheduled	Not scheduled
36	North Seminole Regional Reclaimed Water and Surface Water Augmentation System Expansion and Optimization Project	yes	yes	City of Sanford, City of Lake Mary, Seminole County	7.80 mgd	Project partners, Florida Forever Trust Fund, WPSP funds requested	Complete	In progress	In progress	2005–2009
37	Ocoee Reuse System Expansion	no	yes	City of Ocoee	0.35 mgd	City of Ocoee, WPSP funds requested	Complete	2005–2006	2006	2006

Table 15—Continued

DWSP Project Number	Projects	Multi-jurisdictional entity	Selected for Implementation	Project Sponsor(s)	Proposed Quantity	Funding Source	Project Planning	Engineering Design	Permitting	Construction
38	Orange County Northwest Reclaimed Water Augmentation	no	yes	Orange County	3.00 mgd	Orange County, WPSP funds requested	Complete	2006	2006–2007	2006–2010
39	Orange County Southeastern Reclaimed Water System Expansion	yes	yes	Orange County, Orlando Utilities Commission, City of Orlando	12.50 mgd	Orange County, WPSP funds requested	Complete	2005–2006	2006–2008	2006–2010
40	Orlando Utilities Commission Project RENEW	yes	yes	Orlando Utilities Commission	9.20 mgd	Orlando Utilities Commission, WPSP funds requested	2005–2007	2008–2009	2009–2010	2009–2011
41	Ormond Beach North Peninsula Reclaimed Water Storage Project	no	yes	City of Ormond Beach	0.49 mgd	City of Ormond Beach, Florida Forever Trust Fund, WPSP funds requested	Complete	In progress	In progress	2005–2006
42	Ormond Beach South Peninsula Reuse Improvements	no	yes	City of Ormond Beach	2.13 mgd	City of Ormond Beach, WPSP funds requested	Complete	2006–2007	2006–2009	2007–2010
43	Palm Coast New Reclaimed Water System Expansion	no	yes	City of Palm Coast	8.23 mgd	City of Palm Coast, WPSP funds requested	Complete	2005–2007	2006–2009	2006–2009
44	Port Orange Airport Road Reclaimed Water Transmission Main	no	yes	City of Port Orange	1.00 mgd	City of Port Orange, WPSP funds requested	Complete	Complete	2006	2006
45	Port Orange Pioneer Trail Storage and Pumping Facility	no	yes	City of Port Orange	2.00 mgd	City of Port Orange, WPSP funds requested	Complete	2006	2008	2006
46	Port Orange Reclaimed Water Reservoir and Recharge Basin	no	yes	City of Port Orange	2.70 mgd	City of Port Orange, Florida Forever Trust Fund, WPSP funds requested	Complete	Complete	Complete	2004–2006
47	Rockledge Reclaimed Water Storage	no	yes	City of Rockledge	0.16 mgd	City of Rockledge, WPSP funds requested	Complete	Not scheduled	Not scheduled	Not scheduled
48	Rockledge Reclaimed Water System Expansion— ASR	no	yes	City of Rockledge	0.55 mgd	City of Rockledge, WPSP funds requested	Complete	Complete	2005–2006	2006
49	South Daytona Reclaimed Water System Expansion	no	yes	City of South Daytona	0.14 mgd	City of South Daytona, WPSP funds requested	Complete	2005–2006	2006–2007	2006–2007
50	Tavares Reclaimed Water Treatment System Expansion	no	yes	City of Tavares	0.6 mgd	City of Tavares, WPSP funds requested	2006	2007	2007	2008
51	Volusia County SW Reclaimed Water System	no	yes	Volusia County	0.20 mgd	Volusia County, WPSP funds requested	Complete	2006	2006	2007
52	West Melbourne Above Ground Reclaimed Water Storage Tank	no	yes	City of West Melbourne	2.48 mgd	City of West Melbourne, STAG funds, WPSP funds requested	Complete	2006	2006	2006–2007
53	Winter Garden Reclaimed Water Pumping and Transmission	no	yes	City of Winter Garden	4.00 mgd	City of Winter Garden, WPSP funds requested	Complete	2005–2006	2006	2006–2008
Reuse Augmentation Source										
54	Lake Apopka Reuse Augmentation Project	no	yes	City of Apopka	1.00 mgd	City of Apopka, WPSP funds requested	In progress	In progress	2006	2007–2008
55	Seminole County Yankee Lake Reclaimed Water System Augmentation	no	yes	Seminole County	10.00 mgd	Seminole County, WPSP funds requested	Complete	2006	2006	2006–2007
56	University of Central Florida (UCF) Reclaimed Water and Stormwater Integration	no	yes	University of Central Florida	0.41 mgd	University of Central Florida, SJRWMD Stormwater Cost-share funds, WPSP funds requested	Complete	2006	2006	2006
57	Winter Park Windsong Stormwater Reuse Demo	no	yes	City of Winter Park	0.10 mgd	City of Winter Park, SJRWMD Stormwater Cost-share funds	Complete	2006	2006	2006

Table 15—Continued

DWSP Project Number	Projects	Multi- jurisdictional entity	Selected for Implementation	Project Sponsor(s)	Proposed Quantity	Funding Source	Project Planning	Engineering Design	Permitting	Construction
58	Winter Springs– Lake Jesup Reclaimed Water Augmentation	no	yes	City of Winter Springs	2.25 mgd	City of Winter Springs, WPSP funds requested	2006	2006	2006–2007	2008–2010
Other										
59	Cherry Lake Tree Farm Lake Withdrawal for Agricultural Use	no	yes	Cherry Lake Tree Farm	0.77 mgd	Cherry Lake Tree Farm, SJRWMD funds requested	Complete	2006	2006	2007
60	Holloway Farms Agricultural Rainwater Collection System	no	yes	Holloway Farms	0.08 mgd	Holloway Farms, WPSP funds requested	Not scheduled	Not scheduled	Not scheduled	Not scheduled
New Projects—Third Addendum										
Surface Water Source for Potable Use										
61	Lower Ocklawaha River in Marion County Project	yes	no	to be identified	83.85 mgd	to be identified	Not scheduled	Not scheduled	Not scheduled	Not scheduled
62	Sanford ASR Well for Surface Potable Water Storage Project	no	yes	City of Sanford	1.00 mgd	to be identified	2013	Not scheduled	Not scheduled	Not scheduled
63	Sanford Surface WTP on Lake Monroe Project	no	no	City of Sanford	4.00 mgd	to be identified	Not scheduled	Not scheduled	Not scheduled	Not scheduled
64	St. Johns River Near SR 46 Project	yes	no	to be identified	63.13 mgd	to be identified	Not scheduled	Not scheduled	Not scheduled	Not scheduled
65	St. Johns River Near Yankee Lake Project	yes	yes	Seminole County	86.33 mgd	to be identified	2009	2010	2011	2013
Seawater Source for Potable Use										
66	Coquina Coast Seawater Desalination Project	yes	no	to be identified	64.30 mgd	to be identified	Not scheduled	Not scheduled	Not scheduled	Not scheduled
Reclaimed Water Source										
67	Heathrow Boulevard Reclaimed Water Transmission Main Project	yes	no	to be identified	2.50 mgd	to be identified	Not scheduled	Not scheduled	Not scheduled	Not scheduled
68	Markham Woods Road Reclaimed Water Transmission Main Project	no	no	to be identified	3.00 mgd	to be identified	Not scheduled	Not scheduled	Not scheduled	Not scheduled
69	Orange Boulevard Reclaimed Water Transmission Main Project	yes	no	to be identified	2.50 mgd	to be identified	Not scheduled	Not scheduled	Not scheduled	Not scheduled
70	Oviedo Reclaimed Water Project	no	no	to be identified	1.50 mgd	to be identified	Not scheduled	Not scheduled	Not scheduled	Not scheduled
71	Seminole County Residential Reclaimed Water Retrofit Project – Phase 1	yes	no	to be identified	1.09 mgd	to be identified	Not scheduled	Not scheduled	Not scheduled	Not scheduled
72	Seminole County/Sanlando Utilities Interconnect with Altamonte Springs Project	yes	no	to be identified	3.80 mgd	to be identified	Not scheduled	Not scheduled	Not scheduled	Not scheduled
73	Spruce Creek G&CC Reclaimed Water Project	no	yes	Marion County Utilities	0.55 mgd	Marion County Utilities, WPSP funds requested	2007	2009	2009	2010
81	City of Flagler Beach Reclaimed Water Treatment System Project	no	yes	Ginn Development Company	0.75 mgd	to be identified	Not scheduled	Not scheduled	Not scheduled	Not scheduled
84	City of Ocoee Northwest Reuse Re-Pump Station and Interconnection Mains Project	no	yes	City of Ocoee	1.20 mgd	to be identified	2009	2009	2009	2011

Table 15—Continued

DWSP Project Number	Projects	Multi- jurisdictional entity	Selected for Implementation	Project Sponsor(s)	Proposed Quantity	Funding Source	Project Planning	Engineering Design	Permitting	Construction
74	Timacuan Reclaimed Water Main Upgrade Project	yes	no	to be identified	2.90 mgd	to be identified	Not scheduled	Not scheduled	Not scheduled	Not scheduled
75	West Melbourne – Reuse Distribution System Improvements Project	no	yes	City of West Melbourne	2.48 mgd	City of West Melbourne	Complete	2007	2007	2008
76	Western Ormond Beach Reclaimed Water Distribution Project	no	yes	City of Ormond Beach	2.70 mgd	City of Ormond Beach, WPSP funds requested	2011	2011	2011	2013
Reclaimed Augmentation Source										
77	Nova Canal Reclaimed Augmentation Project	yes	no	to be identified	9.40 mgd	to be identified	Not scheduled	Not scheduled	Not scheduled	Not scheduled
78	Sanford and Volusia Interconnect Reclaimed/Augmentation Project	yes	yes	City of Sanford	2.00 mgd	to be identified	Not scheduled	Not scheduled	Not scheduled	Not scheduled
79	St. Johns River Near SR 46 – Non-Potable with Storage Project	yes	no	to be identified	6.90 mgd	to be identified	Not scheduled	Not scheduled	Not scheduled	Not scheduled
80	Umatilla Reclaimed Development and Surface Water Reclaimed Supply Project	no	yes	City of Umatilla	0.20 mgd	State of Florida, federal funds, WPSP funds requested	2008	2008	2009	2009
82	Securing Minneola's Alternative Resources for Tomorrow (SMART) Project	no	yes	City of Minneola	5.00 mgd	to be identified	2009	2009	2009	2009
83	Silver Springs Citrus Industrial Waste for Reuse Blending and Augmentation Project	no	yes	Silver Springs Citrus	0.35 mgd	to be identified	2008	2008	2009	2010

mgd = million gallons per day

*Although the multijurisdictional status of these projects has not been determined, SJRWMD anticipates that their development by multijurisdictional water supply entities will likely offer the greatest opportunity for their full development. Relatively small versions of these projects, which are to be developed by single entities, are identified as part of these projects.